



European **E**xpert **N**etwork on  
Economics of **E**ducation (**EENEE**)

## **Gender Differences in Tertiary Education: What explains STEM Participation?**

EENEE Analytical Report No.41  
Prepared for the European Commission

Sandra McNally  
May 2020

**41**



## **EUROPEAN COMMISSION**

Directorate-General for Education, Youth, Sport and Culture  
Directorate A— Policy Strategy and Evaluation

Unit A.4— Evidence-Based Policy and Evaluation

*E-mail: [eac-unite-a4@ec.europa.eu](mailto:eac-unite-a4@ec.europa.eu)*

*European Commission  
B-1049 Brussels*

© European Union, 2020  
All rights reserved.

This document has been prepared for the European Commission. However, it reflects the views only of the authors, and the Commission cannot be held responsible for any use which may be made of the information contained therein.

# **Gender Differences in Tertiary Education: What explains STEM Participation?\***

Sandra McNally

---

*\*Analytical Report of the European Expert Network on Economics of Education (EENEE) prepared for the European Commission, Directorate-General for Education, Youth, Sport and Culture (DG EAC). We would like to thank Vladimir Garkov, Sumathi Subramaniam, and other DG EAC experts for constructive discussion and comments. We would also like to thank peer reviews from EENEE- Helena Skyt Nielsen and Martina Viarengo for very helpful comments -*

### **Getting in touch with the EU**

Europe Direct is a service that answers your questions about the European Union. You can contact this service:

- by freephone: 00 800 6 7 8 9 10 11  
(certain operators may charge for these calls),
- at the following standard number: +32 22999696 or
- by email via: [https://europa.eu/european-union/contact\\_en](https://europa.eu/european-union/contact_en)

Luxembourg: Publications Office of the European Union, 2020

© European Union, 2020

Reuse is authorised provided the source is acknowledged.

The reuse policy of European Commission documents is regulated by Decision 2011/833/EU (OJ L 330, 14.12.2011, p. 39).

For any use or reproduction of photos or other material that is not under the EU copyright, permission must be sought directly from the copyright holders.

ISBN: 978-92-76-12994-3

doi: 10.2766/421080

NC-04-19-713-EN-N

## Table of Contents

Table of Contents .....	1
Executive Summary.....	3
1. Introduction .....	13
2. Background Context .....	14
3. Educational Preparedness: Prior Achievement, Comparative Advantage and Course-taking .....	18
4. Explaining Cross-country Preparedness and STEM Participation.....	20
5. Personal Attributes.....	22
6. Preferences and Expectations .....	23
7. Educational Context .....	25
7.1 Peers.....	25
7.2 Teachers.....	26
7.3 Role Models.....	27
7.4 Curriculum .....	28
8. Broader Cultural Influences .....	29
9. Policy Implications .....	30
10. Conclusion .....	33
References .....	35

## List of Figures and Tables

Figure 1: Tertiary education: gender divide 2016. Eurostat figures for OECD countries (ISCED levels 5 to 8) .....	15
Figure 2: Share of tertiary graduates: Ratio of men to women in different fields of study 2016. Eurostat figures for OECD countries. Tertiary education = ISCED levels 5-8. ....	15
Figure 3: Male (female) graduates by field as a percentage of male (female) graduates with tertiary education .....	16
Figure 4: Difference in PISA scores (within country) between boys and girls .....	19
Table 1: Summary of selected papers referred to in Sections 5-7 .....	31

## Results at a Glance

The share of women achieving tertiary education has increased rapidly over time and now exceeds that of men. Yet they are severely under-represented in maths-intensive science fields (generally known as science, technology, engineering and maths or STEM). Because of the economic importance attached to these fields, it is important to encourage more women to enter and remain in relevant subject areas throughout their education. This would also reduce occupational segregation and the gender wage gap, as maths-intensive fields are well-paid on average.

This report presents some common themes with policy relevance that emerge from the literature. It must be noted that policy design needs to be sensitive to the country and specific educational system and that, as factors work cumulatively and in combination, there is no single factor that can be recommended to change these patterns in a substantial way. Areas for policy interventions to increase participation of girls and women in some maths-intensive STEM fields and transition to the respective jobs include:

- Improving the confidence levels of girls in maths-intensive subjects and attitudes to competitiveness;
- Better careers information and guidance in schools and universities, thus challenging the stereotypes about certain STEM-related occupations being perceived as 'feminine' or 'masculine' in order to help *both* boys and girls achieve their potential;
- Structural reforms such as:
  - More opportunities to learn computer programming, engineering and physics in upper secondary education, being careful to design the curriculum to diversify the image of these subjects beyond common stereotypes;
  - Curriculum reforms that allow individuals to combine different STEM and non-STEM subjects;
  - Recruitment policies for more balanced STEM faculty composition in higher education along gender lines.
  - Teacher training to prevent classroom and grading biases and improve the 'female friendliness' of educational environments.

General findings of the literature include the positive effect of female STEM role models via female STEM professors, academic science advisors and the importance of negating stereotyping through diversifying the image of STEM professionals, especially in engineering and ICT.

Much attention has been devoted to trying to understand the reasons for the gender segregation within STEM. More detailed European data by further disaggregation by field of study is warranted for policymaking. A further need for consolidation is in the evaluation of interventions to encourage more girls and women to enter and stay in STEM fields. Much more needs to be done to conduct studies with scientific rigour and to collate and disseminate high quality evaluations to inform what is known and implemented to improve female engagement in maths-intensive STEM fields.

## Executive Summary

Although the share of women achieving tertiary education has increased rapidly over time and now exceeds that of men, women are severely under-represented in maths-intensive science fields (generally known as STEM or Science Technology Engineering and Maths). More detailed subject breakdowns suggest that female under-representation is more severe in some of these subject areas than in others and there are some science fields where women are over-represented (such as life sciences). There is considerable scope to improve European data by further disaggregation by field of study. On account of the high economic importance attached to maths-intensive science fields, much attention has been devoted to trying to understand the reasons for the gender gap. This report summarises recent literature, with a particular focus on papers within economics.

As students need prerequisites to enter STEM programmes, the gender gap in tertiary education results partly from factors that are evident before that time and which influence 'educational preparedness'. This encompasses general educational achievement, achievement in mathematical subjects (which are important for many STEM programmes), comparative advantage in subjects requiring mathematical versus literacy proficiency and course-taking in upper secondary education. Many studies suggest a rather limited role for educational preparedness in recent times (especially for the US), although course-taking within upper secondary education has been found to play a major role in some countries (such as Ireland and Canada).

Some studies point to interesting variation between countries with regard to test scores at age 15 (reflected in PISA) and the gender gap in STEM at tertiary level. For example, some Scandinavian countries (e.g. Finland) are noted for their high gender equality and relative performance of girls in science literacy in PISA, and yet have a relatively large gender gap (favouring males) in STEM college degrees. This is known as the 'gender equality paradox'. Recent studies suggest one should be cautious about interpreting patterns that arise from cross-sectional studies. Hypotheses have been overturned by pooling data from countries over time, with the ability to control for institutional/cultural features that remain broadly constant.

'Educational preparedness' is itself an outcome of many other individual and societal factors, some of which also come into play among those who are highly 'STEM ready' by the end of upper secondary education. These include confidence in one's own ability and self-efficacy in particular subjects. A common finding in the literature is that even very high-achieving females are often held back by these factors. Also relevant (and related) is the 'female friendliness' of educational environments and the extent to which gender stereotypes are salient. This includes whether fields are perceived to lead to work that is 'people-orientated' or 'thing-orientated' as there is a marked gender difference in such preferences. There is a vast literature showing the importance of such factors for influencing field of study and/or 'educational preparedness' for subsequent choices. As these factors work cumulatively and in combination, there is no single factor that can be recommended to change these patterns in a substantial way. Furthermore, an apparently similar policy change can have different effects in different contexts. Policy design therefore needs to be sensitive to the country and specific educational system.

However, there are some common themes with policy relevance that emerge from the literature review. Firstly, as it is often the case that girls have a poorer perception of their own ability in maths-intensive subjects within the classroom, it is important that they have better awareness of how they stand among a broader cohort of students and that a 'growth mindset' pedagogy is encouraged. Secondly, females

(and especially high achievers) respond well to female role models, whether amongst peers or teachers – in upper secondary as well as tertiary education. Policies that encourage the representation of women in these fields may have broad ramifications for how other females perceive such fields and their future choices.

There are numerous interventions to encourage more girls and women to enter and stay in STEM fields. Much more needs to be done to evaluate programmes in a scientific manner and to collate and disseminate results. A trusted source for the collation and dissemination of high-quality evaluations may do much to inform what is known and implemented to improve female engagement in STEM.



## Aperçu des résultats

La proportion de femmes obtenant un diplôme de l'enseignement supérieur a augmenté rapidement au fil du temps et dépasse désormais celle des hommes. Elles sont pourtant fortement sous-représentées dans les domaines scientifiques très mathématiques (généralement appelés Science, Technologie, Ingénierie et Mathématiques ou STIM). En raison de l'importance économique de ces domaines, il est important d'encourager davantage de femmes à entrer dans les spécialités pertinentes et à y rester tout au long de leur éducation. Cela réduirait également la ségrégation professionnelle et l'écart salarial entre les sexes, les domaines à forte dimension mathématique étant bien rémunérés en moyenne.

Ce rapport présente quelques thèmes communs pertinents qui se dégagent de l'analyse documentaire. Il convient de noter que la conception des politiques publiques doit prendre en compte les spécificités du pays et du système éducatif et que, comme les facteurs fonctionnent de manière cumulative et en combinaison les uns avec les autres, aucun facteur unique ne peut être identifié pour changer ces schémas de façon significative. Les pistes d'intervention qui permettraient d'accroître la participation des filles et des femmes dans certains domaines des STIM à forte composante mathématique et la transition vers les emplois respectifs sont notamment les suivants :

- Améliorer le niveau de confiance des filles dans les matières à forte composante mathématique et leur attitude par rapport à la compétitivité ;
- Améliorer la qualité des informations et de l'orientation professionnelle dans les écoles et les universités, remettant ainsi en cause les stéréotypes selon lesquels certaines professions liées aux STIM sont perçues comme « féminines » ou « masculines » afin d'aider les garçons et les filles à réaliser leur potentiel ;
- Réaliser des réformes structurelles telles que :
  - Davantage d'opportunités d'apprentissage de la programmation informatique, l'ingénierie et la physique dans l'enseignement secondaire supérieur en veillant à ce que le programme soit conçu pour diversifier l'image de ces matières au-delà des stéréotypes courants ;
  - Des réformes des programmes d'enseignement pour permettre aux individus de combiner différentes matières STIM et non STIM ;
  - Des politiques de recrutement favorisant une meilleure répartition des sexes des professeurs de STIM dans l'enseignement supérieur.
  - Des formations pour enseignants afin d'éviter les préjugés en classe et dans la notation et pour créer des environnements éducatifs adaptés aux femmes<sup>2</sup>.

Les conclusions générales de la littérature incluent l'effet positif des modèles de référence féminins dans les STIM via les femmes professeurs et les conseillères scientifiques universitaires ainsi que l'importance de réfuter les stéréotypes en diversifiant l'image des professionnels des STIM, en particulier en ingénierie et en TIC.

Une grande attention a été consacrée à essayer de comprendre les raisons de la ségrégation liée au genre dans les STIM. Des données plus détaillées au niveau européen, désagrégées par domaine d'étude, sont nécessaires pour élaborer des politiques publiques. L'évaluation des interventions visant à encourager davantage de filles et de femmes à entrer dans les domaines STIM et à y rester doit également être consolidée. Beaucoup reste encore à faire pour mener des études avec une rigueur

---

<sup>2</sup> *Female friendliness* en anglais.

scientifique, pour rassembler et diffuser des évaluations de haute qualité et pour faire ressortir les politiques connues et mises en œuvre pour améliorer l'engagement des femmes dans les domaines des STIM à forte composante mathématique.

## Synthèse

Bien que la proportion de femmes obtenant un diplôme de l'enseignement supérieur ait augmenté rapidement au fil du temps et dépasse maintenant celle des hommes, les femmes sont fortement sous-représentées dans les domaines scientifiques à forte composante mathématique (généralement appelés STIM ou Science Technologie Ingénierie et Mathématiques). Des analyses détaillées par sujet suggèrent que la sous-représentation des femmes est plus forte dans certains de ces domaines que dans d'autres et qu'il existe des domaines scientifiques où les femmes sont surreprésentées (comme les sciences de la vie). Il existe une marge d'amélioration considérable pour les données européennes, par exemple en les désagrégeant davantage par domaine d'études. En raison de l'importance économique élevée attachée aux domaines scientifiques à forte composante mathématique, une grande attention a été consacrée à essayer de comprendre les raisons des disparités entre les sexes. Ce rapport résume la littérature récente, avec un accent particulier sur les articles en science économique. Les étudiants devant remplir des conditions préalables avant d'entrer dans les programmes de STIM, l'écart entre les sexes dans l'enseignement supérieur résulte en partie de facteurs qui étaient évidents avant cette date et qui influencent la « préparation à l'éducation »<sup>3</sup>. Cela comprend la réussite scolaire générale, la réussite dans les matières mathématiques (importantes pour de nombreux programmes de STIM), l'avantage comparatif dans les matières nécessitant des compétences mathématiques plutôt que littéraires et les cours dans l'enseignement secondaire supérieur. De nombreuses études suggèrent un rôle plutôt limité de la « préparation à l'éducation » dans la période récente (en particulier aux États-Unis), bien que les cours d'enseignement secondaire supérieur aient joué un rôle majeur dans certains pays (comme l'Irlande et le Canada).

Certaines études indiquent des variations intéressantes entre les pays en ce qui concerne les résultats des tests à 15 ans (reflétés dans le PISA) et l'écart entre les sexes dans les STIM au niveau tertiaire. Par exemple, certains pays scandinaves (comme la Finlande) sont reconnus pour leurs faibles inégalités homme-femme et les performances élevées des filles dans les domaines scientifiques lors des tests PISA, et pourtant l'écart entre les sexes est relativement important (en faveur des hommes) dans les diplômes universitaires dans les STIM. C'est ce que l'on appelle le « paradoxe de l'égalité des sexes ». Des études récentes mettent en garde contre une interprétation naïve de tels modèles. Les hypothèses ont été rejetées après la mise en commun des données des pays au fil du temps, permettant de contrôler les caractéristiques institutionnelles / culturelles qui restent globalement constantes.

La « préparation à l'éducation » est elle-même le résultat de nombreux autres facteurs individuels et sociétaux. Certains de ces facteurs influent également le degré de préparation aux domaines STIM de certains élèves à la fin du cycle supérieur de l'enseignement secondaire. Ces facteurs incluent la confiance en ses propres capacités et l'efficacité personnelle dans des domaines particuliers. Même les femmes très performantes sont souvent freinées par ces facteurs selon la littérature scientifique sur ce domaine. La mesure dans laquelle les environnements éducatifs sont adaptés aux femmes et la présence marquée de stéréotypes de genre sont également des facteurs importants. Il s'agit notamment de savoir si les domaines sont perçus comme menant à un travail « orienté vers les personnes » ou « orienté vers les choses », car il existe

---

<sup>3</sup> *Education preparedness* en anglais.

une différence marquée entre les sexes dans ces préférences. Il existe une vaste littérature montrant l'importance de ces facteurs influençant le domaine d'études et / ou la « préparation à l'éducation » pour les choix futurs. Ces facteurs se cumulant et se combinant, aucun ne peut être identifié pour changer ces schémas de façon significative. En outre, un changement de politique d'apparence similaire peut avoir des effets divergents dans selon le contexte. La conception des politiques publiques doit donc prendre en compte les spécificités du pays et du système éducatif.

Toutefois, certains thèmes communs présentant un intérêt en termes de politique publique ressortent de l'analyse documentaire. Premièrement, comme les filles ont souvent une moins bonne perception de leurs propres capacités dans les matières à forte dimension mathématique en classe, il est important qu'elles aient davantage conscience de leur position parmi une cohorte d'élèves plus large et qu'un « état d'esprit de développement »<sup>4</sup> soit encouragé parmi les filles. Deuxièmement, les femmes (et en particulier les plus performantes) sont sensibles aux exemples féminins de référence, que ce soit parmi leurs pairs ou parmi les enseignants - dans le secondaire supérieur comme dans l'enseignement supérieur. Les politiques qui encouragent la représentation des femmes dans ces domaines peuvent avoir de larges ramifications sur la façon dont les autres femmes perçoivent ces domaines et leurs choix futurs.

Il existe de nombreuses pistes d'intervention pour encourager davantage de filles et de femmes à étudier et travailler dans les domaines des STIM et y rester. Il reste encore beaucoup à faire pour évaluer scientifiquement ces programmes et pour rassembler et diffuser les résultats. Une source fiable de collecte et de diffusion d'évaluations de haute qualité pourrait beaucoup contribuer à informer sur ce qui est connu et mis en œuvre pour améliorer l'engagement des femmes dans les STIM.

---

<sup>4</sup> *Growth mindset* en anglais.

## Die Ergebnisse im Überblick

Der Anteil der Frauen mit Hochschulausbildung hat im Laufe der Zeit rapide zugenommen und übersteigt mittlerweile den der Männer. In mathematikintensiven naturwissenschaftlichen Feldern (allgemein bekannt als MINT-Fächer, also Mathematik, Informatik, Naturwissenschaft und Technik) sind Frauen jedoch stark unterrepräsentiert. Aufgrund der wirtschaftlichen Bedeutung, die diesen Bereichen zugeschrieben wird, ist es wichtig, mehr Frauen zu ermutigen, sich in ihrer Bildungskarriere den MINT-Fächern zuzuwenden und dort zu verbleiben. Dies würde auch die berufliche Segregation und das geschlechtsspezifische Lohngefälle verringern, denn die durchschnittlichen Gehälter in mathematikintensiven Bereichen sind hoch.

Dieser Bericht präsentiert einige gängige politisch relevante Themen, die sich aus der Literaturrecherche ergeben haben. Dabei muss beachtet werden, dass die Politikgestaltung die Situation im jeweiligen Land mit seinem spezifischen Bildungssystem berücksichtigen muss und dass es nicht den einen Faktor gibt, der zur nachhaltigen Änderung dieser Muster empfohlen werden kann – vielmehr wirken unterschiedliche Faktoren kumulativ und in Kombination miteinander. Um die Beteiligung von Mädchen und Frauen in mathematikintensiven MINT-Bereichen zu erhöhen und ihren Übergang in die jeweiligen Berufe zu verbessern, bieten sich folgende Ansatzpunkte für politische Interventionen an:

- Verbesserung des Selbstbewusstseins von Mädchen in mathematikintensiven Fächer sowie ihrer Haltung in Sachen Konkurrenzdenken;
- Verbesserung der Berufsinformation und Berufsberatung an Schulen und Universitäten, wobei die Stereotype in Bezug auf Berufe in MINT-Bereichen, die als „weiblich“ oder „männlich“ wahrgenommen werden, infrage gestellt werden müssen, um *sowohl* Jungen als auch Mädchen dabei zu helfen, ihr volles Potenzial auszuschöpfen.
- Strukturreformen wie:
  - Verbesserung der Möglichkeiten zum Erlernen von Computerprogrammierung, Ingenieurwesen und Physik im sekundären Bildungsbereich, wobei darauf zu achten ist, dass der Lehrplan so gestaltet wird, dass das Image dieser Fächer über die gängigen Stereotypen hinaus diversifiziert wird;
  - Lehrplanreformen, die es dem Einzelnen ermöglichen, verschiedene MINT- und Nicht-MINT-Fächer miteinander zu kombinieren;
  - Veränderung der Einstellungspolitik für eine ausgewogenere geschlechtsspezifische Zusammensetzung der MINT-Fakultäten in der Hochschulbildung;
  - Lehrerfortbildungen, um Voreingenommenheiten im Klassenzimmer und bei der Benotung zu vermeiden sowie das Bildungsumfeld „frauenfreundlicher“ zu machen.

Zu den allgemeinen Erkenntnissen der Literatur gehören die positive Wirkung weiblicher MINT-Vorbilder über MINT-Professorinnen und akademische Wissenschaftsberaterinnen sowie die Wichtigkeit der Negation von Stereotypen durch die Diversifizierung des Images von MINT-Experten, insbesondere in den Bereichen Ingenieurwesen und IKT.

Große Aufmerksamkeit wurde darauf verwendet, die Gründe für die Geschlechtertrennung innerhalb der MINT-Bereiche zu verstehen. Detailliertere europäische Daten durch die weitere Disaggregation nach Studienbereichen sind für die

Politikgestaltung notwendig. Weiterer Konsolidierungsbedarf besteht in der Evaluation von Interventionen, die mehr Mädchen und Frauen ermutigen sollen, in MINT-Bereiche einzutreten und dort zu bleiben. Die Bemühungen zur Durchführung von wissenschaftlich genauen Studien sowie zur Zusammenstellung und Verbreitung von qualitativ hochwertigen Evaluationen müssen drastisch erhöht werden, um Informationen darüber zu liefern, was bekannt ist und umgesetzt wird, um das Engagement von Frauen in mathematikintensiven MINT-Bereichen zu verbessern.

## Kurzfassung

Obwohl der Anteil der Frauen mit Hochschulausbildung im Laufe der Zeit rapide zugenommen hat und mittlerweile den Anteil der Männer übersteigt, sind Frauen in mathematikintensiven naturwissenschaftlichen Bereichen (allgemein bekannt als MINT-Fächer, also Mathematik, Informatik, Naturwissenschaft und Technik) stark unterrepräsentiert. Detailliertere Aufschlüsselungen nach den einzelnen Feldern deuten darauf hin, dass die Unterrepräsentation von Frauen in einigen Fachgebieten schwerwiegender ist als in anderen; gleichwohl gibt einige Wissenschaftsbereiche, in denen Frauen überrepräsentiert sind (z. B. in den Biowissenschaften). Dabei besteht ein erheblicher Spielraum zur Verbesserung der europäischen Daten durch die weitere Disaggregation nach Studienbereichen. Aufgrund der enormen wirtschaftlichen Bedeutung, die mathematikintensiven naturwissenschaftlichen Bereichen beigemessen wird, hat das Erforschen der Gründe für diese Kluft zwischen den Geschlechtern viel Aufmerksamkeit erhalten. Dieser Bericht fasst die aktuelle Literatur zusammen, wobei ein besonderer Schwerpunkt auf Arbeiten aus dem Bereich der Wirtschaftswissenschaften liegt.

Da die Studierenden für die Teilnahme an MINT-Programmen bestimmte Voraussetzungen mitbringen müssen, resultiert die geschlechtsspezifische Kluft im tertiären Bildungsbereich teilweise aus Faktoren, die schon vorher evident waren und die „Bildungsbereitschaft“ beeinflussen. Zu diesen gehören allgemeine Bildungsleistungen, Leistungen in mathematischen Fächern (die für viele MINT-Programme wichtig sind), komparative Vorteile in Fächern, die mathematische anstatt Lese- und Schreibfähigkeiten erfordern, sowie die Fächerwahl in der Sekundarstufe II. Zahlreiche Studien kommen zu dem Schluss, dass die Bildungsbereitschaft in jüngster Zeit nur eine begrenzte Rolle spielt (insbesondere in den USA), obwohl in einigen Ländern (etwa Irland und Kanada) festgestellt wurde, dass die Fächerwahl in der Sekundarstufe II eine wichtige Rolle spielt.

Einige Studien weisen auf interessante Unterschiede zwischen den Ländern hinsichtlich der Testergebnisse im Alter von 15 Jahren (entsprechend der Ergebnisse der PISA-Studien) und der geschlechtsspezifischen Kluft in MINT-Fächern im tertiären Bildungsbereich hin. Beispielsweise sind einige skandinavische Länder (z. B. Finnland) zwar für ihre Gleichstellung der Geschlechter und die hohe relative Leistung von Mädchen in der naturwissenschaftlichen Kompetenz in der PISA-Studie bekannt, weisen aber trotzdem eine relativ große geschlechtsspezifische Kluft (zugunsten von Männern) bei den MINT-Hochschulabschlüssen auf. Dies ist als das „Paradox der Gleichstellung der Geschlechter“ bekannt. Jüngste Studien warnen allerdings vor einer naiven Interpretation von solchen Mustern, da Hypothesen revidiert worden sind, nachdem Daten aus Ländern über einen längeren Zeitraum zusammengeführt wurden und weitgehend konstant bleibende institutionelle/kulturelle Merkmale miteinbezogen wurden.

Die „Bildungsbereitschaft“ selbst ist das Ergebnis zahlreicher anderer individueller und gesellschaftlicher Faktoren, von denen einige auch bei denjenigen Personen ins Spiel kommen, die bis zum Ende der Sekundarstufe II in hohem Maße „MINT-fähig“ sind. Dazu gehören das Vertrauen in die eigenen Fähigkeiten sowie die Selbstwirksamkeit in bestimmten Fächern. Ein häufiger Befund in der Literatur ist, dass selbst Frauen mit sehr guten Leistungen oftmals von diesen Faktoren zurückgehalten werden. Ebenfalls relevant (und damit zusammenhängend) ist die „Frauenfreundlichkeit“ im Bildungsumfeld sowie das Ausmaß, in dem Geschlechterstereotype gelebt werden. Dazu gehört auch, ob Bereiche als „menschenorientiert“ oder „sachorientiert“ wahrgenommen werden, da bei solchen

Präferenzen ein deutlicher geschlechtsspezifischer Unterschied besteht. Eine große Anzahl von Arbeiten zeigt den Einfluss solcher Faktoren auf die Wahl des Studienfachs und/oder die „Bildungsbereitschaft“ für nachfolgende Entscheidungen auf. Da diese Faktoren kumulativ und in Kombination miteinander wirken, gibt es nicht den einen Faktor, der zur nachhaltigen Veränderung dieser Muster empfohlen werden kann. Darüber hinaus kann ein scheinbar ähnlicher Politikwandel in unterschiedlichen Kontexten unterschiedliche Auswirkungen haben. Die Politikgestaltung muss daher immer die Situation im jeweiligen Land und im spezifischen Bildungssystem berücksichtigen.

Dennoch gibt es einige übergreifende Themen mit politischer Relevanz, die sich aus der Literaturrecherche ergeben haben. Erstens ist es wichtig, die Selbsteinschätzung von Mädchen, die häufig eine schlechtere Wahrnehmung ihrer eigenen Fähigkeiten in mathematikintensiven Fächern im Vergleich zu ihren männlichen Mitschülern haben, zu verbessern, damit sie wissen, wo sie wirklich in einer breiteren Schülerkohorte stehen. Außerdem muss eine Pädagogik befördert werden, die eine „Mentalität des Wachstums“ vermittelt. Zweitens reagieren Frauen (und insbesondere leistungsstarke Frauen) gut auf weibliche Vorbilder, seien diese Gleichaltrige oder Lehrerinnen – sowohl in der Sekundarstufe II als auch im tertiären Bildungsbereich. Eine Politik, die die Repräsentation von Frauen in diesen Bereichen fördert, kann weitreichende Auswirkungen darauf haben, wie andere Frauen solche Bereiche wahrnehmen und welche zukünftigen Entscheidungen sie treffen.

Es gibt zahlreiche Maßnahmen, um mehr Mädchen und Frauen zu ermutigen, in MINT-Felder einzutreten und dort zu bleiben. Doch es muss noch viel mehr getan werden, um Programme auf wissenschaftliche Weise zu bewerten sowie Ergebnisse zu sammeln und zu verbreiten. Eine vertrauenswürdige Quelle für die Zusammenstellung und Verbreitung qualitativ hochwertiger Evaluationen kann viel dazu beitragen, Informationen darüber zu liefern, was bekannt ist und umgesetzt wird, um das Engagement von Frauen in MINT-Bereichen zu verbessern.



## 1. Introduction

The share of women achieving tertiary education has increased rapidly over time and now exceeds that of men in most OECD countries. However, women are severely under-represented in maths-intensive science fields, which are generally referred to as STEM (science, technology, engineering, and maths). The under-representation of women in these subject areas has received a great deal of attention. This is because these fields are seen to be especially important for productivity and economic growth (e.g. Griliches, 1992; Jones, 1995; Peri et al., 2015). The lack of women pursuing these fields is seen to be a constraint on economic growth within the European Union (EU).<sup>5</sup> Furthermore, maths-intensive STEM fields are associated with occupations that have higher earnings (i.e. reflecting the high labour market demand for people with proficiency in these areas).<sup>6</sup> Most economics papers that analyse the gender gap in STEM motivate this interest by the gender wage gap (favouring men) because subject of degree is an important part of the explanation for this (Blau and Kahn, 2017; Card and Payne, 2017; Francesconi and Parey, 2018; Machin and Puhani, 2003). One way to encourage more people into STEM-related occupations at the same time as addressing the gender wage gap is to encourage more women to engage in STEM at tertiary level. This would also have the benefit of increasing diversity in the workplace. Furthermore, if the lack of female representation has partly to do with forms of discrimination that come from stereotyping and an environment hostile to women, this is reason enough to explore what drives such discrimination and how it might be addressed. Challenging gender stereotypes and providing equal opportunities for men and women are goals of the European Commission Gender Equality Strategy.<sup>7</sup>

The aim of this paper is to review evidence on explanations for the STEM gap in tertiary education where good evidence exists. Most of the literature defines STEM as referring to science, technology, engineering and maths. I will follow this convention here, making it clear when I am referring only to particular fields. There is an extensive literature on this subject across several disciplines, which includes several reviews (such as Cheryan et al., 2017<sup>8</sup> and Kahn and Ginther, 2018). I will draw on these reviews and other papers (including many very recent papers) and will primarily focus on the issue through the lens of an economist. As the range of issues covered is very broad, I make no claim to be comprehensive on each individual topic. I cite the most relevant references I could find from a search that has primarily focused on the economics literature and drawn on the reviews cited above.

I start with an introduction to the background context using statistics on field of study from Eurostat and UNESCO and as reported in recent papers (Section 2). Then, I discuss evidence on how well-prepared students may be for studying STEM at a later stage (i.e. 'preparedness'), making use of data from PISA and findings from the literature (Section 3). I then discuss whether cross-country preparedness and STEM

---

<sup>5</sup> <https://eige.europa.eu/gender-mainstreaming/policy-areas/economic-and-financial-affairs/economic-benefits-gender-equality/stem>

<sup>6</sup> Deming and Norway (2019) find that although the returns to STEM subjects are high during the earlier part of an individual's working life, they do decline with time for some subjects due to technological change. Kinsler and Pavan (2015), show very high returns to science majors who work in related occupations.

<sup>7</sup> [https://ec.europa.eu/commission/presscorner/detail/en/qanda\\_20\\_357](https://ec.europa.eu/commission/presscorner/detail/en/qanda_20_357)

<sup>8</sup> Cheryan et al. (2017) consider review papers since 1990 in psychology, sociology and education on the topic of women's under-representation in STEM fields. They search databases in psychology, sociology, education and economics. Their review is probably the most comprehensive available overall, though their focus is mainly on the US and does not cover such a wide range of papers in economics as in Kahn and Ginther (2018), or considered here. Many papers considered here have only been published since these reviews.

participation can be explained by measures of gender inequality (Section 4). However, most of the gender gap is within country rather than between countries, and the remaining sections focus on studies that have sought to explain the gender gap within different countries. I discuss the role of personal attributes: namely confidence, self-efficacy and competitiveness (Section 5) and the role of preferences and expectations (Section 6). I go on to discuss features of the educational context thought to be important for influencing attributes and preferences (or mediating their effects): peers; teachers; role models; and curriculum (Section 7). I then briefly discuss broader cultural influences (Section 8). Subsequently, I then use the literature reviewed to discuss policy implications, also drawing on insights made by some of the authors of relevant studies (Section 9) before concluding (Section 10).

## 2. Background Context

For tertiary-level education, gender segregation by field of study is very striking and has been well documented in previous literature. For example, in their review paper about women and STEM, Kahn and Ginther (2018) discuss this in relation to the US. They show that with regard to STEM, female under-representation is limited to maths-intensive science fields – geosciences, engineering, maths/computer science and physical science (which they call GEMP fields). They denote other STEM fields as LPS – life sciences, psychology and social sciences (excluding economics). In 2014 in the US, women received only 27 per cent of bachelors’ degrees in mathematically intensive GEMP fields but 69 per cent of bachelors’ degrees in LPS fields.

Figure 1 shows the percentage of women in tertiary education across a range of countries. In the majority of countries shown here, there are more women than men in tertiary education. However, Figure 2 shows a similar type of gender segregation in broad STEM groupings across these countries (using Eurostat data). There are vastly more men than women with degrees in science, technology, engineering and maths. Having said that, the ratio of men to women with degrees in natural sciences, maths and statistics is much more equal.

Statistics from UNESCO enable a slightly more detailed subject breakdown. They are presented here for EU countries (for 2017). Figure 3 shows the percentage of male (female) graduates by field as a percentage of male (female) graduates with tertiary education. This is shown for each of the following fields: (A) engineering, manufacturing, construction; (B) natural science, maths and statistics; (C) health and welfare; (D) information and communication technologies. This shows a remarkable degree of segregation across almost all countries, with (A) and (D) being more popular with men and (C) being more popular with women. Only in natural science, maths and statistics are the proportions relatively equal – at least in many of the countries of the EU. Although health and welfare may not always be included in some definitions of STEM, many programmes within this broad category require STEM skills.

Figure 1: Tertiary education: gender divide 2016. Eurostat figures for OECD countries (ISCED levels 5 to 8)

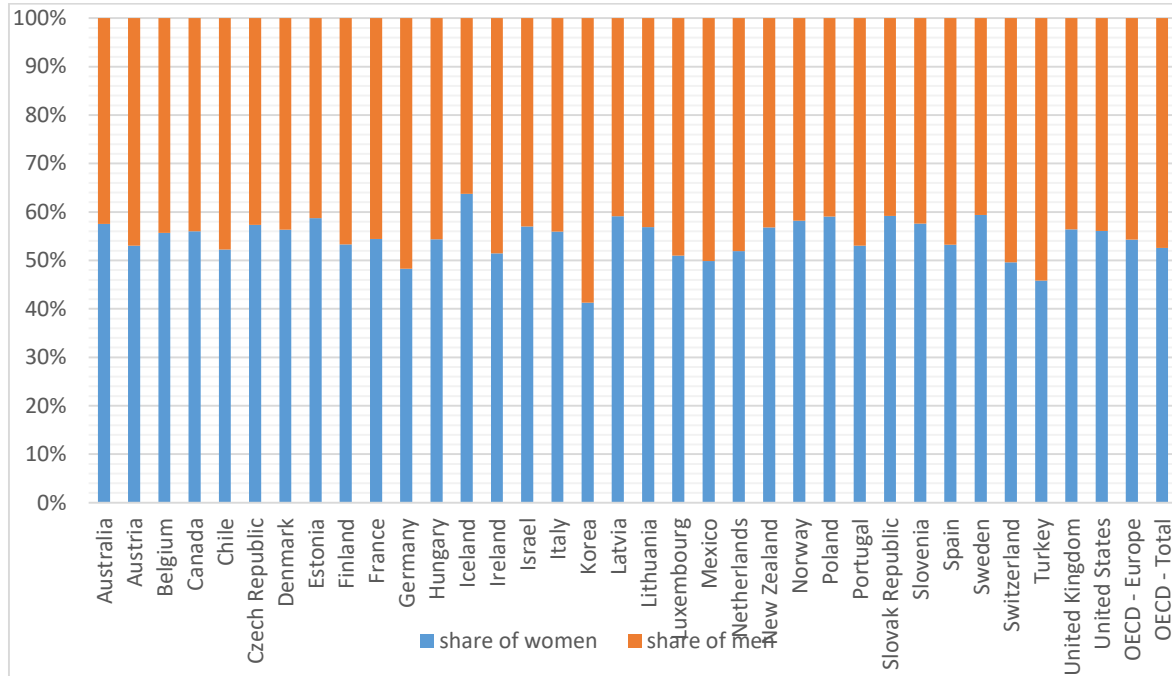
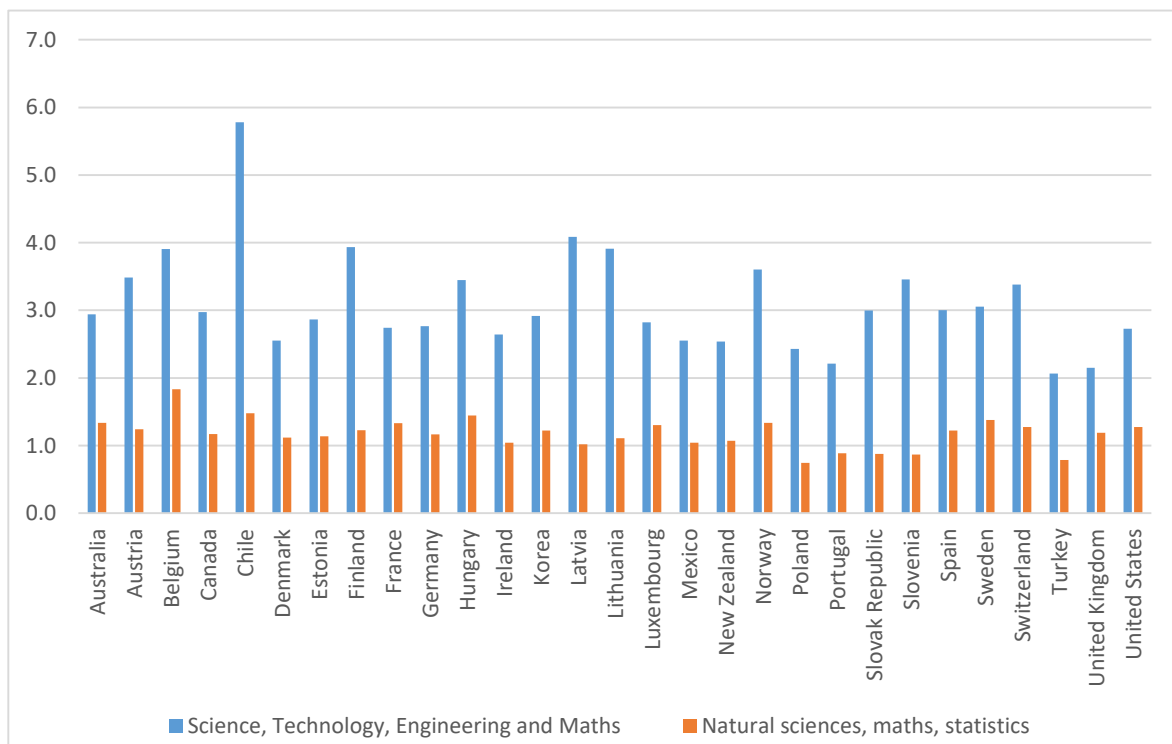


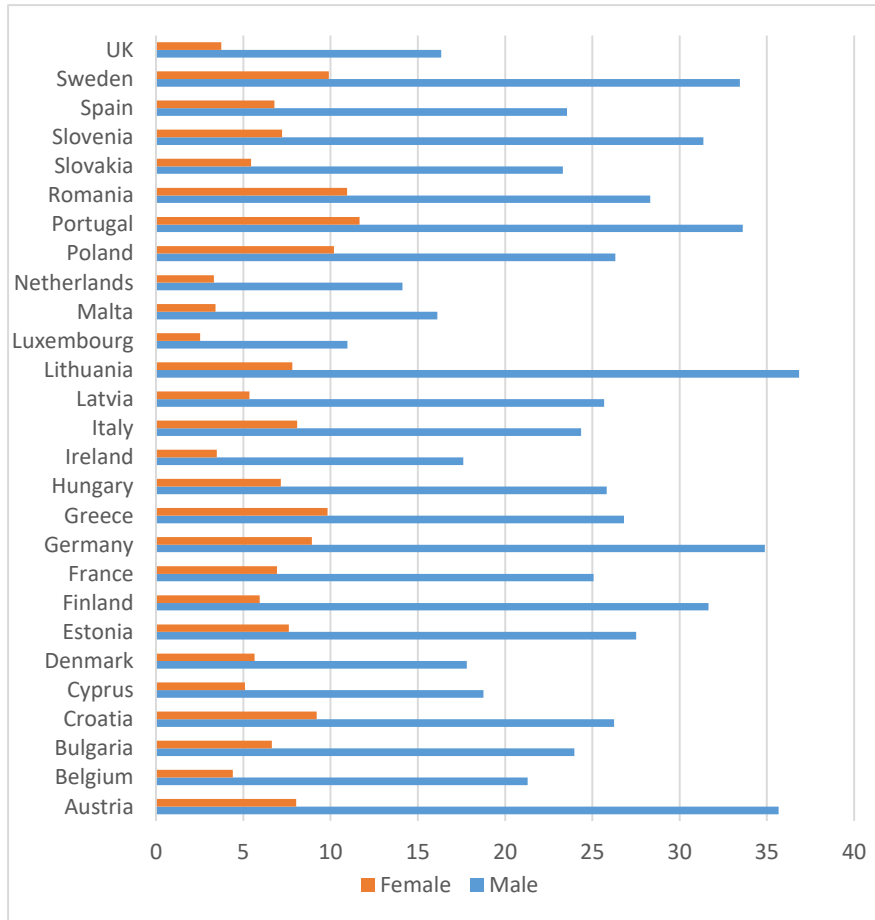
Figure 2: Share of tertiary graduates: Ratio of men to women in different fields of study 2016. Eurostat figures for OECD countries. Tertiary education = ISCED levels 5-8.



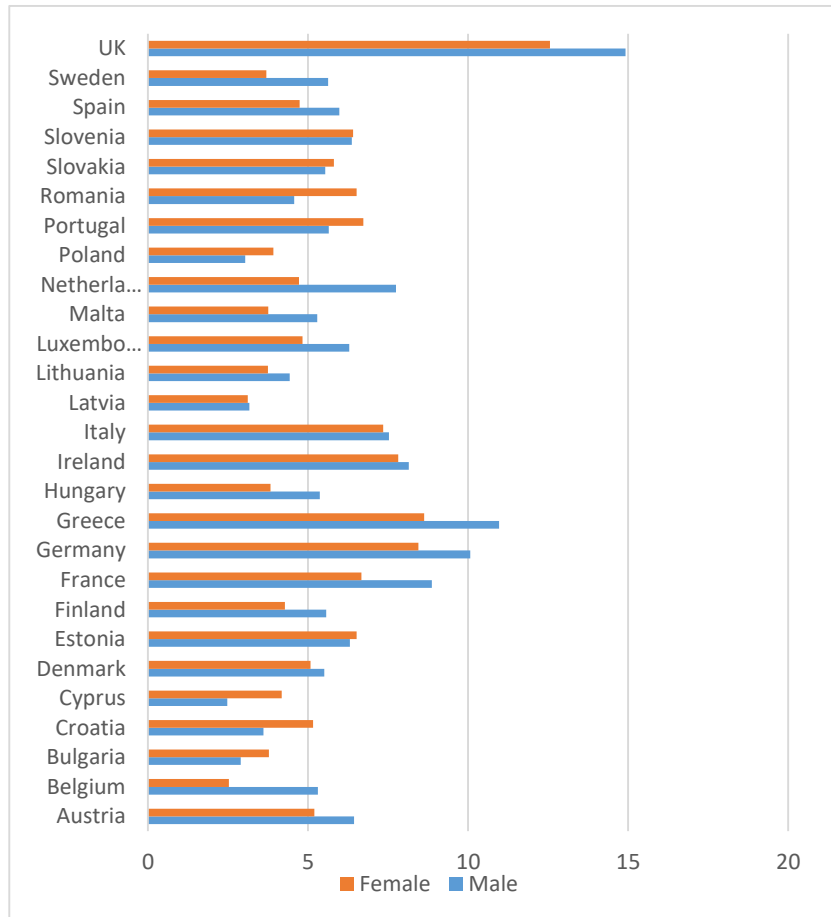
Note: Both these categories of subject areas would typically be included within a broadly defined definition of STEM.

Figure 3: Male (female) graduates by field as a percentage of male (female) graduates with tertiary education

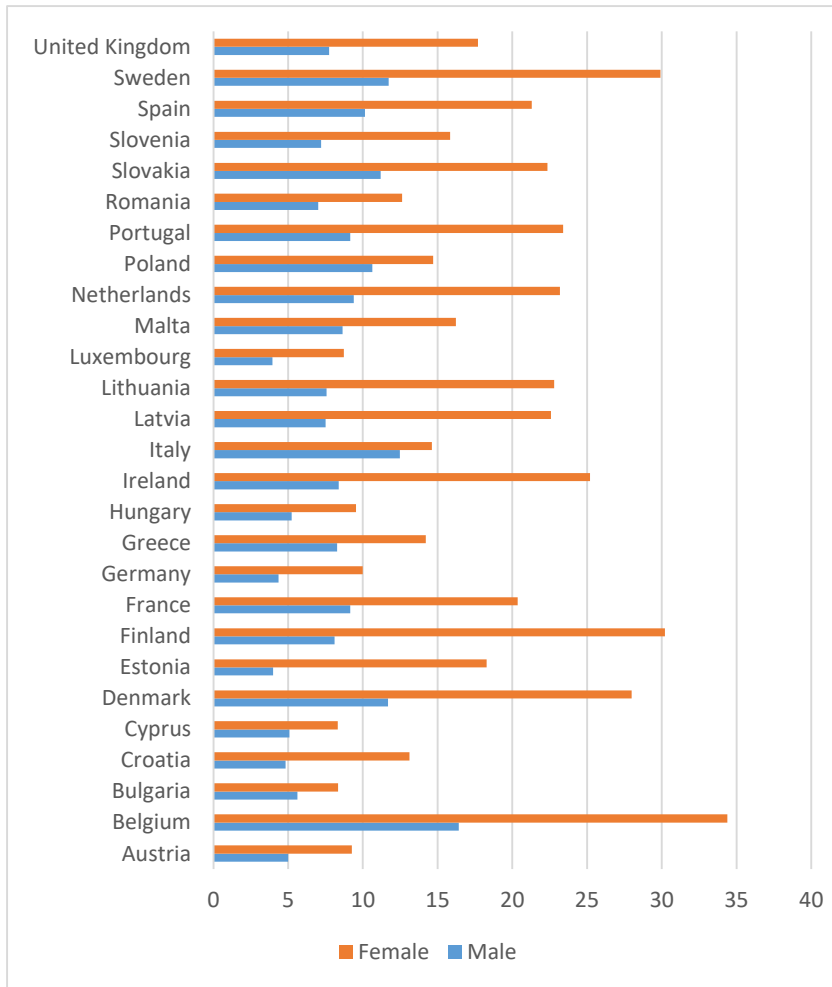
**A) Engineering, manufacturing, construction**



**B) Natural science, maths, statistics**

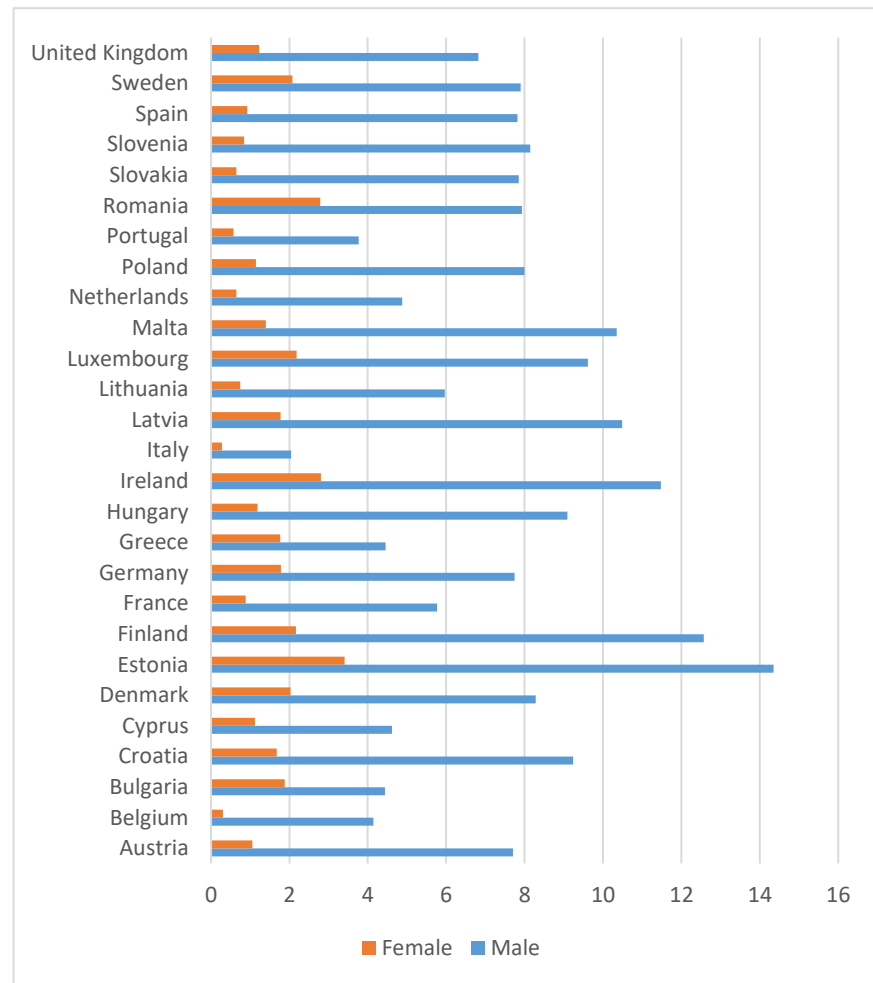


### C) Health and welfare



Source: Unesco data, 2017. <https://apiportal.uis.unesco.org/>

### D) Information and communication technologies



Although a similar pattern can be found across countries, there is still some variation and gender gaps have evolved over time. Women's representation in each STEM field increased rapidly during the 1970s (Ginther and Kahn, 2016), and continued to grow in psychology and life sciences in the 1980s and 1990s before it stabilised (both ending above 70 per cent). In more recent decades trends have been much more stable across several STEM fields. This is shown for the US by the National Science Foundation reports (1997-2016)<sup>9</sup> with respect to physical sciences, biological sciences, maths and statistics, and physics. The statistics also show that the share of women with degrees awarded in computer science declined from 27 per cent in 1997 to 17 per cent in 2016. Reasons for the pattern of this evolution in specific STEM fields are not well understood.

Cheryan et al. (2017) document within-field gender gaps. For example, in engineering, women are more likely to be represented in chemical, biomedical and architectural engineering than in electrical, mechanical and nuclear engineering. In computer science, women are more highly represented in human-computer interaction than in robotics. Within surgical sub-specialties, women comprise 36 per cent of general surgery residents and fellows but only 13 per cent of orthopaedic surgery residents and fellows. There is little research about why particular sub-fields are more popular with women than others and this is clearly an important area for future research.<sup>10</sup>

### 3. Educational Preparedness: Prior Achievement, Comparative Advantage and Course-taking

As students need prerequisites to enter STEM programmes, the gender gap may result not only from choices made at the point of entry into tertiary education but also investment decisions made before – by young people, their families and educators. This is reflected in their 'educational preparedness', which we broadly define here to mean the following: (a) general educational achievement across a range of subjects – relevant because STEM programmes at tertiary level will be demanding academically; (b) achievement in mathematical subjects – an important prerequisite for many STEM programmes; (c) comparative advantage in subjects requiring mathematical versus literacy proficiency. This is relevant because a person's choices may be influenced by his/her relative strengths in proficiencies that are used to different intensities in tertiary-level studies; and (d) course-taking in upper secondary education which is itself influenced by (a), (b) and (c). These factors are themselves influenced by many other factors at the individual and societal level that are also relevant even among those who are STEM ready at the point at which they enter tertiary education. These will be discussed in subsequent sections.

Figure 4 shows the difference in PISA scores between 15-year-old girls and boys (i.e. the OECD's Programme for International Student Assessment). In all countries, there is a substantial gap (favouring girls) in reading. For science and maths, the gender gap is much smaller. Where there is a difference, it usually favours boys in maths – although not for all countries. For science, the picture is more mixed – sometimes favouring boys and sometimes favouring girls. Both Fryer and Levitt (2010) and Hyde and Mertz (2009) find that the gender gap in maths is not evident at the beginning of schooling but emerges over time. The substantial difference in reading favouring girls shows that, on average, girls' comparative advantage is in reading whereas for the

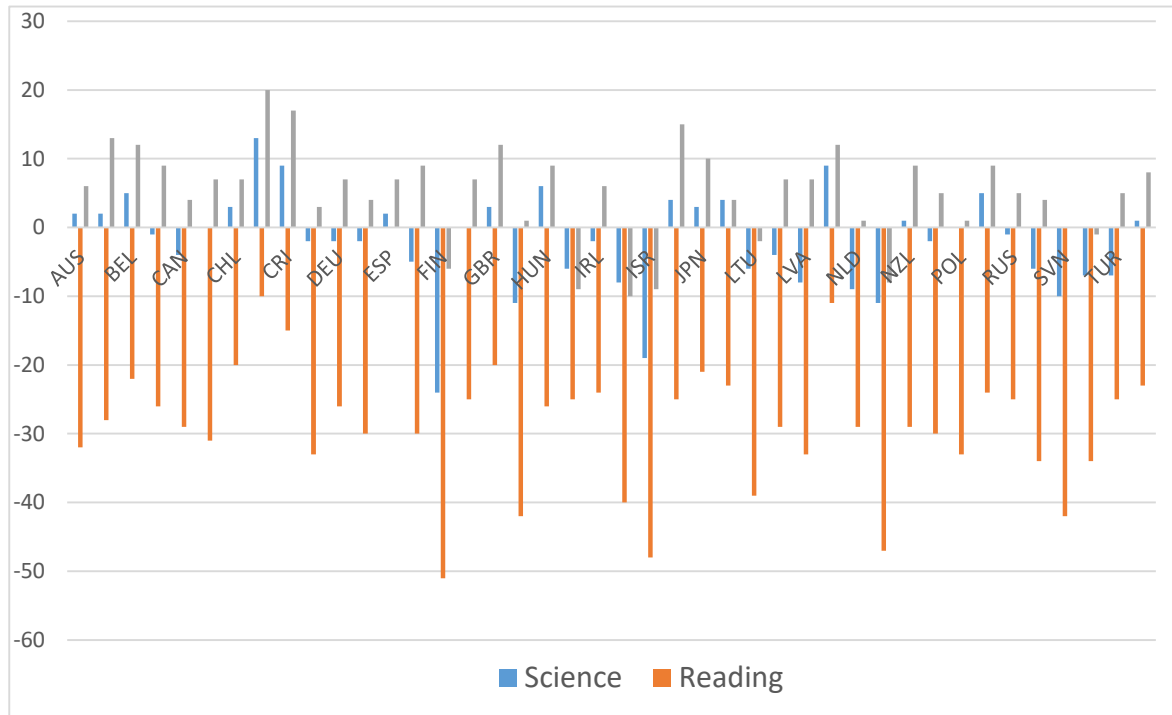
---

<sup>9</sup> <https://nces.gov/pubs/nsf19304/digest/field-of-degree-women>

<sup>10</sup> Cheryan et al. (2017) hypothesise that factors which come out strongly in their literature review might have a role to play in explaining such disparities: namely, insufficient early experience, perceptions of a masculine culture and gender gaps in self-efficacy. These explanations are covered in later sections.

average boy it is in maths or science (i.e. their performance in maths or science is better than their performance in reading). This is important because girls' and boys' choices might be influenced not only by their overall performance, but in how they perceive their own individual strengths in subjects requiring more literacy or numeracy skills.

Figure 4: Difference in PISA scores (within country) between boys and girls



OECD figures. 2018.

According to the review by Kahn and Ginther (2017), many articles find that previous grades or test scores are correlated with subsequent choices concerning STEM course-taking and majors, but the correlation explains little of the overall gender differences in these outcomes. Speer (2017) challenges this common finding in a study that includes a much broader set of pre-college skills than found in most studies. While most studies in the US measure prior ability by SAT scores, he uses a broader set of pre-college skill measures that include maths, verbal, science and mechanical test scores. He finds that such measures account for 62 per cent of the gap in science content, 66 per cent of the gap in humanities content and 47 per cent of the gap in the probability of majoring in engineering. On the other hand, business and education fields have large gender gaps that are unexplained by test scores. Recent studies for Canada and Ireland by Card and Payne (2017) and Delaney and Devereux (2019a) respectively have found a much larger role for college preparedness in relation to the probability of STEM degree choices. In both cases, course-taking in upper secondary education is the most important driver of this.<sup>11</sup> In Canada, most of the gender gap in STEM enrolment is explained by differential readiness at the end of secondary school whereas it accounts for about 60 per cent of the gap in Ireland. Part of the explanation for the difference between Canada and Ireland is the fact that nursing is included in the STEM measure in

<sup>11</sup> As noted by Buser et al. (2014), in the Netherlands, boys are significantly more likely to take maths classes in secondary school than are girls and similar patterns have been found in France, Denmark, Switzerland and Germany.

Canada but not in Ireland. When nursing is included in the Irish STEM measure, gender gaps become much smaller. Indeed, within Ireland, there is considerable heterogeneity between STEM subjects with regard to the importance of educational preparedness for explaining the gender gap. The substantial gender gap in engineering is mostly explained by course-taking in upper secondary education and on grades, whereas the substantial gap in technology is mostly not explained by these measures. There is no gender gap to explain in science. Another interesting finding for Ireland is that there is a stronger role for comparative advantage at the top of the ability distribution. This has also been found for the US (Riegle-Crumb et al., 2012).

Boys and girls have also been found to react differently to past performance with regard to subsequent choices regarding STEM course-taking and majors (Kahn and Ginther, 2017). But this tends to depend on subject. For example, in a study about Israeli high school course choices, Friedman-Sokuler and Justman (2016) found that girls react more strongly to prior grades in biology and chemistry when making subject choices. On the other hand, boys react more strongly to grades in computer science and physics. Both in Ireland and in the UK, boys have been found to react more strongly to comparative advantage in English and maths with regard to their STEM choice than girls (Delaney and Devereux, 2019a; Aucejo and James, 2016).

It is relevant to consider gender difference in the variance of reading and maths scores as well as the average score. In an analysis of international test score data, Machin and Pekkarinen (2008) show higher variance in test scores for boys than for girls in most OECD countries. In maths, this comes about because boys are more likely to be found in the upper part of the distribution in maths (i.e. more of them are 'higher achievers' in maths). In reading this comes about because more boys are in the lower part of the distribution (i.e. more of them are 'lower achievers' in reading). To the extent that 'higher achievers' in maths are more likely to study STEM, this could help explain the gender difference we observe in who takes STEM subjects in tertiary education (Kahn and Ginther, 2017).

However, differences in prior achievement between girls and boys are not the whole story. For most STEM subjects, a significant share of the gender gap in tertiary-level educational choices cannot be explained by educational preparedness. For example, Delaney and Devereux (2019a) find that there is a nine percentage point gap in the propensity for males and females to choose STEM courses at tertiary level, even for persons who have identical preparation at the end of secondary school in terms of both subjects studied and grades achieved.

## **4. Explaining Cross-country Preparedness and STEM Participation**

A number of studies relate measures of gender inequality at a country level to the gender gap in educational performance and more recently to the probability of entering STEM at tertiary level. One of the best-known such studies is by Guiso et al. (2008). They classify countries according to several measures of gender inequality – including the World Economic Forum's Gender Gap Index (GGI) which reflects economic and political opportunities, education and well-being for women. They use data on educational achievement from PISA 2003 and correlate the gender gap in performance with various measures of gender inequality. They find a positive correlation between gender equality and the gender gap in maths. These results suggest that the gender gap in maths, though it historically favours boys, disappears in more gender-equal societies. The same cannot be said for how boys score in maths compared with how boys score in reading. Boys' scores are always higher in maths than in reading and although the difference between boys' maths and reading scores varies across countries,



it is not correlated with the GGI index or with any other measures of gender inequality. Thus, in more gender-equal countries, such as Norway and Sweden, the maths gender gap disappears, while at the same time, girls' comparative advantage in reading widens. Fryer and Levitt (2010) are able to replicate these findings using PISA data but not for TIMSS when using the full set of countries for which the GGI index is available).<sup>12</sup> In this case the relationship between the GGI and the gender gap in maths disappears. In fact, in countries like Bahrain and Iran, which are among the worst in terms of gender equality, girls are outperforming boys in maths and this is due to relatively strong performance by girls and not due to an unusually bad performance by boys. In further analysis, Fryer and Levitt (2010) find that the difference in results between PISA and TIMSS is driven by a small number of countries (in TIMSS) where all secondary schooling is sex segregated (including Bahrain, Iran, Jordan, Palestine and Saudi Arabia). As other factors might be driving differences between countries (which is acknowledged by the authors), one should not make too much of the correlation between single-sex schooling and maths performance. However, issues such as gender composition of classrooms do feature strongly in the broader literature, which will be discussed below.

The original paper by Guiso et al. (2008) has recently been challenged by Anghel et al. (2019). They explain that even though Guiso et al. (2008) control for countries' level of economic development in their analysis, cross-country estimates may well capture the effect of other country-specific confounding factors. To assess whether this is the case, they take advantage of five waves of PISA data (2003 to 2015). By exploiting variation both across countries and within countries over time, they are able to assess whether the findings still hold once the influence of country-specific factors are controlled for more comprehensively. Their analysis suggests that the findings do not hold with these additional controls and therefore that the results reported by Guiso et al. (2008) likely reflect a spurious correlation between women's emancipation and other country-specific unobserved determinants of the maths gender gap. A broader point is that one should be a little sceptical of cross-country empirical analysis that does not control for country-specific effects (which also applies to the study by Fryer and Levitt, 2010).

Stoet and Geary (2018) conduct a cross-sectional study in a similar spirit to Guiso et al. (2008) – using PISA 2015 in this case. They found that women's representation in science, technology, engineering and mathematics education is higher in countries that rank lower on a gender equality index. They label this as the 'gender equality paradox' because gender-equal countries are those that give girls and women more educational and empowerment opportunities that generally promote girls' and women's engagement in STEM fields. For example, consider the case of Finland, which excels in gender equality, where adolescent girls outperform boys in science literacy, and which ranks second in European educational performance. Paradoxically, it has a relatively large gender gap in college degrees in STEM fields. A similar story is true of Norway and Sweden. The authors hypothesise that in contexts with fewer economic opportunities and higher economic risks, women may have a greater incentive to take up relatively high-paying STEM occupations compared to contexts with greater opportunities and lower risks. However, the authors acknowledge that the correlation between gender equality and the STEM graduation gap may be influenced by an omitted variable that drives both of these indicators. As this was indeed found to be the case by Anghel et al. (2019) in relation to a very similar analysis by Guiso et al. (2008), one should view these findings as tentative. It would be very interesting to use multiple waves of PISA data to test whether the 'gender equality paradox' is robust to controlling more fully for country-specific factors.

---

<sup>12</sup> TIMSS is the "Trends in International Mathematics and Science Study".

It should also be noted that there is substantial within-country heterogeneity in the extent of these gender gaps. Using multiple waves of PISA data Anghel et al., 2019 show that within-country variation accounts for about 61.5 per cent and 54.9 per cent of the total observed variation in the maths gender gap in the pooled sample of OECD and non-OECD countries respectively. Thus, it is likely that similar factors are at work within different countries that help to explain the gender gap in educational preparedness and in those other factors that give rise to the gender gap even among STEM-ready individuals.

## 5. Personal Attributes

There has long been a debate on the role of nature versus nurture with regard to gender differences in cognitive performance, which also partially influences field of study in tertiary education. As set out by Lavy and Sand (2018), this debate is based on limited credible scientific evidence because it is difficult to disentangle the impact of biological gender dissimilarities from environmental conditions. It is also difficult to measure stereotypes and prejudices and to test their causal implications. Whatever the underlying cause, gender differences in personal attributes have been found to account for gender differences in 'STEM readiness' (as defined above) and in the propensity to choose different fields of study within tertiary education.

Relevant attributes that appear in the literature include confidence, self-efficacy and competitiveness, which are related to each other. The results of laboratory experiments suggest that men are more likely to enter competitive arenas than women because of higher confidence (Gneezy et al., 2003; Niederle and Vesterlund, 2007). This also (negatively) influences female performance in high-level maths tests (Niederle and Vesterlund, 2007). As noted by Shi (2018), insofar as students perceive STEM majors to require technical mastery, gender gaps in beliefs about one's own ability can lead men and women to sort into different academic tracks. It might also influence why women drop out of STEM majors at much higher rates than men (as found by Astorne-Figari and Speer, 2018).<sup>13</sup> With regard to engineering specifically, Shi (2018) finds that female beliefs about lower academic ability (even for those who are academically prepared) are important in accounting for the gender gap in North Carolina. Murphy and Weinhardt (2018) find that gender differences in confidence are related to STEM fields' choices among college students in the US. Brainard and Carlin (1998) find that among females who switch out of STEM majors in the US, major reasons cited were 'lack of self-confidence' and 'feeling isolated'. Many studies find gender gaps in self-efficacy with regard to maths at all stages of education, even among those who are equally competent (Cheryan et al., 2017).

Buser et al. (2014) measure competitiveness in an experimental setting (using the same measure as Niederle and Vesterlund, 2007) and then relate this to actual track choices of students in the Netherlands one year later. The measure of competitiveness reflects the individual's preference for entering a competitive arena and not his/her performance within it. The institutional context is that secondary school students choose their track at age 15 and this strongly correlates with the choice of major in tertiary education. There is a clear ranking of tracks in terms of mathematical intensity and academic prestige, with the science track being ranked first. They find that even though the academic performance of girls is at least as good as that of boys, boys choose substantially more prestigious tracks than girls and are much more competitive than girls in the experiment (even though their performance on the task is the same). They find that the gender difference in competitiveness can account for 20 per cent of the

---

<sup>13</sup> However, they also find that men are more likely to switch out of college than women in general, although the rate of women switching out of STEM majors is far higher than the male drop-out rate from college.

gender gap in the academic prestige, and mathematical and science intensity of the chosen academic track, controlling for grades and perceived mathematical ability. This effect of competitiveness is not driven by measures of confidence or risk attitudes. The finding that girls react negatively to competitiveness is also found in France. Landaud et al. (2018) find that gaining admission to more selective high schools (with more highly achieving peers) makes no difference to the field of study chosen by boys one year later but induces a significant decrease in the probability that girls choose science and a symmetrical increase in the probability that they choose humanities. Buser et al. (2019) conduct an experiment among lower-secondary school students in Switzerland. They find that the gender gap in the willingness to compete is zero among those of lower ability and rises through the ability distribution, reaching 30 to 40 percentage points at the top of the ability distribution. At the top of the ability distribution, students who compete are more likely to choose a maths- or science-related specialisation. Fischer (2017) also finds that female undergraduate students react negatively to high-ability peers (via a competition effect) and are less likely to graduate with a STEM degree, whereas men's persistence is unaffected. The context is a large public university in the US where first year students are randomly assigned to different mandatory introductory chemistry lectures.

However, as discussed by Booth (2009), gender differences in competitiveness vary between cultures, with women being less competitive than men in a patriarchal society and more competitive than men in a matrilineal society (Gneezy et al., 2009). Booth (2009) shows that girls from single-sex schools were more likely to enter a tournament than those from co-educational schools, which is consistent with the finding of psychologists that the gendered aspect of individuals' behaviour is brought into play by the gender of others with whom they interact (Maccoby, 1998). As cited by Buser et al. (2014), a number of experimental studies have shown that for women both the performance in, and the willingness to enter, competitive environments is reduced when the competition group includes males (Gneezy et al., 2003; Balafoutas and Sutter, 2012; Niederdal et al., 2013).

Astorne-Figari and Speer (2019) show that women who leave STEM majors switch to majors that are much less male-dominated and competitive. However, they often seek out other science-related majors that are less competitive and more popular with women (such as nursing). Thus, they argue that switching out of STEM majors (characterised as having a high component of physical science/engineering/maths) has more to do with their culture and make-up than it is about fleeing science. In contrast Kugler et al. (2017) do not find a role for male-dominated majors in explaining the gender difference in changing choice of major in the US, nor do they find a differential response to poor grades. However, they do find that women are more likely to switch out of male-dominated STEM majors in response to poor performance and they interpret this as a response to multiple signals about lack of fit (including low grades, gender composition of the class and external stereotyping signals).

Overall, the literature does find evidence for relative lack of confidence and a lower willingness to compete among women as a reason for why they do not enter some STEM fields or are more likely to switch out of STEM majors (in the US) or are less likely to enter tracks that prepare them for STEM fields at the tertiary level (in Europe). However, these factors do not operate in isolation. They interact with the environment and culture in which individuals find themselves.

## 6. Preferences and Expectations

As with personal attributes, preferences and expectations are influenced by people's cultural environment. In their literature survey, Kahn and Ginther (2017)

document that even at early ages boys and girls show different preferences and interests towards different subjects. In their earlier survey (Ceci et al. 2014) they summarise some of the psychology literature on gender preferences, which finds that on average women are more people-orientated and men more thing-orientated. This dichotomy is important in accounting for both vocational preferences and college majors. They go on to say that more recently, Eccles and Wang (2016) find that gender differences between entering occupations that are maths-intensive (geosciences, engineering, economics, maths/computer science and physical science) and other STEM fields (life sciences, psychology, and social science) are best predicted by women's greater preferences for work that is altruistic and people-orientated, compared with men's preferences for thing-orientated work. This might explain why women prefer biological and psychological science and are more likely (relative to men) to choose medicine instead of a doctorate in biology. This explanation also comes out strongly in the review by Cheryan et al. (2017). Among STEM majors, women report more interest in the people- and helping-orientated aspects of these majors than do men. Cheryan et al. (2017). note that stereotypes that pursuing the field will allow fulfilment of people-orientated goals such as affiliation, intimacy and altruism are lowest in maths and highest in biology, with computer science and engineering falling in between. They also note that the more women endorse goals to help and work with people, the lower their interest in computer science, engineering, maths and the physical sciences.

Zafar (2013) studies the choice of major using data from students in Northwestern University, collecting data about their subjective expectations. He finds that the most important factors in the choice of major are enjoying coursework, enjoying work at potential jobs and gaining the approval of parents. Non-pecuniary aspects of the workplace (enjoying work and reconciling work and family) matter a lot more to females than to males. He estimates that a policy intervention that were to raise the expectations of females about ability and future earnings in engineering to the same level as that of males would decrease the gender gap by 15 per cent, whereas replacing females' beliefs about enjoying coursework with those of males would decrease the gender gap by almost half. Wiswall and Zafar (2015) randomly provide students in a particular major with information about earnings and employment for people who choose that major. They find a greater role for preferences than expected earnings in the choice of major.

However, studies do show that students' subjective expectations of earnings are important determinants of educational choices (e.g. Stinebrickner and Stinebrickner, 2014; Arcidicono et al., 2012). In a recent study for Germany, Osikominu and Pfeifer (2018) investigate gender gaps using elicited expectations at the time of college major choice with a focus on STEM fields. Although they find that wage expectations do play a role for influencing the choice of major and that males have higher wage expectations than females, the gender differences in wage expectations do not appear to explain the gender difference in preferences for college majors. They interpret this as consistent with a situation in which women are more influenced by non-pecuniary aspects of their field of study than men.

In a study using administrative data for Norway, Kirkebøen et al. (2017) show that the payoff to a field of study depends critically on what the counterfactual is. For example, by choosing science instead of humanities, individuals almost triple their earnings early in their working career, whereas choosing science instead of engineering or business has little pay-off (in the Norwegian context). They also find that individuals tend to choose fields in which they have comparative advantage. Thus, both the chosen field and the next-best alternative could look different for men and women (i.e. they have different comparative advantages) and thus the relative return would also look different by gender. The complexity of identifying the true return to field of study by

gender implies that it is also difficult to estimate how important pecuniary returns are for women relative to men.

Even though current studies suggest that men are more concerned about pecuniary aspects of qualifications than women, economic returns have been found to be important for explaining greater entry of women to higher education over time. Goldin et al. (2006) use data on high school graduates in the US in 1952, 1972 and 1992. They find that high school girls improve relative to boys in college preparation as measured by achievement test scores and by maths and science course-taking. They find that changes in these proximate determinants of college investments are driven by increases in girls' expected economic returns to college, which in turn arose from improvements in perceived labour market opportunities and an increase in the age of first marriage. These findings have similarities to Anghel et al. (2019) who use multiple waves of PISA data. Within non-OECD countries, they find a positive correlation between the female labour force participation rate and the relative improvement in girls' maths performance (as well as their relative over-performance in reading). This is consistent with a behavioural response to improved labour market opportunities for women, with the effect of increasing girls' overall cognitive performance. Thus, these studies suggest that there is a role for labour market opportunities (and increasing gender equality) to change behaviour and performance – even though it is not clear what effects this has on field of study.

## 7. Educational Context

Differences in preferences and educational preparedness do not develop in a vacuum but are developed within educational environments, which is in turn shaped by culture (discussed below). Relevant factors discussed in the literature for influencing STEM choices include peers, teachers and the school curriculum.

### 7.1 Peers

There are many papers that consider how the gender composition of peers at school and in college affects educational performance and the gender gap in field of study. There are several mechanisms through which gender composition might affect field of study. For example, this might include how males and females are ranked within the classroom, or by effects of gender composition on perceived competitiveness. There may also be important differences between schools which are single or mixed sex. Booth (2009) notes the psychological literature that shows there may be more pressure for girls to maintain their gender identity in schools where boys are present (Maccoby, 1990; Brutsaert, 1999). In their literature review, Cheryan et al. (2017) note that 'stereotype threat' may be induced simply by women being under-represented in a situation. This refers to the fear of confirming negative stereotypes about one's group (in this case, as having lower abilities in maths and science than men). They report that negative stereotypes about women's ability appear to be more problematic in computer science, engineering and physics than in biology, chemistry and maths. However, some researchers argue that publication bias in the literature may cause the significance of 'stereotype threat' to be overstated. (e.g. Pennington et al., 2019).

Recent studies in China and Denmark have considered how gender peer ability composition in the first year of high school affects track choices in the subsequent year. Monuganie and Wang (2019) find that in Chinese high schools, an increase in the share of high-performing female peers increases the probability that women will choose a science track relative to men, whereas men are unaffected by the gender composition of high-ability peers. They interpret this finding as consistent with a role model or affirmation effect for female students, mitigating the adverse effects of negative gender stereotypes and altering females' beliefs. At first this seems somewhat at odds with the

finding that girls are less likely to choose the science track in highly competitive environments (as discussed in Section 5). Monuganie and Wang (2019) argue that this is because women can benefit from high-performing peers, conditional on them being of the same gender.

Brenoe and Zolitz (2019) conduct a very similar study in Denmark focusing on the gender composition of peers in high school (within the maths track). In contrast to the study in China, they find that a higher share of females makes women less likely to enrol in STEM fields and more likely to enrol in health-related studies in college. Men are less affected but also behave more gender-stereotypically when more female peers are present: they become more likely to enrol in STEM studies and less likely to enter health-related studies. In this case, they argue that the mechanism is through the effects of having more males in the classroom on the perception of comparative advantage in STEM for women. Specifically, having more female peers alters the GPA (grade point average) in favour of men, which may give women reason to believe they are less prepared for college studies in STEM. However, one point in common with the Chinese study is that female role models can play an important role. In the Chinese case, this was the mechanism through which higher-achieving girls benefited from the presence of other higher-achieving girls. In the Danish study, having a mother who is STEM-educated completely mitigates (negative) peer effects.

As in the case of the Danish study, Delaney and Devereux (2019b) consider how relative class rank in school matters in Ireland (although the consideration of rank is more explicit in this case). In Ireland, there are many mixed-sex and single-sex schools and the STEM gender gap is bigger for those who attend mixed-sex schools. In mixed-sex schools, girls tend to be lower ranked in maths and higher ranked in English than boys. Delaney and Devereux (2019b) find rank to be important for explaining the gender gap in the choice of STEM as a field of study in tertiary education. They also find that this can partially explain why those who go to same-sex schools are less influenced by gender in whether they enrol in STEM at tertiary level.

However, single-sex schooling is not always found to increase the probability for females to enter into STEM fields. Park et al. (2018) analyse this issue in Seoul, where students attending academic high schools cannot choose their schools - academic high schools must receive students who were assigned by lottery. Their investigation of students' maths test scores, their choice of the science/maths test and the actual STEM university major consistently show that all-girls schools do not make significant differences to these STEM outcomes. On the other hand, all-boys' schools increase boys' performance in maths, the probability of choosing the science/maths test (which is required to apply for a STEM college major) and the probability of attending university with a STEM major. Thus, in this case, single-sex schooling exacerbates gender differences in STEM within tertiary education.

Bostwick and Weinberg (2018) examine the effects of gender peer composition within STEM doctoral programmes on persistence and degree completion. Gender peer composition is seen as a proxy for the female friendliness of the environment. They show that women entering cohorts with no female peers are 12 percentage points less likely to graduate within six years than their male counterparts. This primarily works through changes in the probability of dropping out in the first year of a PhD programme and are largest in programmes that are typically male dominated.

## 7.2 Teachers

Teacher grading bias has been found to have differential effects on boys and girls. One aspect considered in recent papers by Lavy and Sand (2018) and Lavy and Megalokonomou (2019) is how this affects field of study in upper secondary education

and high school. Lavy and Sand (2018) consider grading bias in primary school in Israel. This is measured by students' average test scores in a 'non-blind' exam that the teacher marks, versus a 'blind' exam marked externally. They find that favouritism of boys among maths and science teachers has an especially large and positive effect on boys' maths test scores and on the probability of successful completion of advanced maths and science studies in high school, whereas the effect on girls is in the opposite direction. The bias is interpreted as reflecting teachers' stereotypical biases in the relative proficiency of boys and girls in these subjects.

Lavy and Megalokonomou (2019) explore the extent to which teachers' gender bias in high school influences students' academic performance in high-stakes exams that determine admission to universities and on students' choice of university field of study.<sup>14</sup> The analysis is of high school in Greece, where the performance in high school exams is the sole determinant of university admission. Teacher bias (favouring boys) is found to have a large role in explaining both performance and students' choice of field of study in university. The bias strongly and significantly affects the probability that girls will enrol in different fields of study but has no significant effects for boys. They find that teachers have a persistent pattern of discriminatory behaviour and is related to their quality as measured by their value added. They conclude that improving teacher quality would largely eliminate gender stereotype bias among teachers.<sup>15</sup>

Gong et al. (2018) analyse the effect of having a male or female teacher at middle school in China. The focus of this study is simply on whether having a teacher of a particular gender matters (and not about whether the teacher is biased). They focus on schools in which the assignment of students to classrooms is random. While there is a broad literature showing that having a female teacher is beneficial to girls' educational performance, this study is unusual in being able to look at the effect of teacher gender on non-cognitive outcomes. Among their findings is that the presence of a female teacher counters the perception that girls are not as strong at maths and better motivates girls to study the subject. They interpret their findings as supporting the stereotype threat hypothesis (referred to above) and role model theories.

### 7.3 Role Models

Although role models may come in the form of peers and parents (referred to above), some studies have considered the role of professor gender at the post-secondary level. One of the most convincing of these studies is by Carrell et al. (2010) as in their context, students are randomly placed into classrooms (i.e. in the US Air Force Academy, students are randomly assigned to professors for a variety of mandatory standardised courses). Their results show that although professor gender has only a limited impact on male students, it has a powerful effect on female students' performance in maths and science classes, their likelihood of taking future maths and science courses and their likelihood of graduating with a STEM degree. Furthermore, the effects are much larger for students with high maths scores. The finding of strong effects for high-ability females is reminiscent of the finding discussed above by Monuganie and Wang (2019) that gender peer composition also has a stronger (and positive) effect on these students – which is also interpreted as an effect of role models. Carrell et al. (2010) show that some male professors are very effective at teaching female students but that having female introductory maths and science professors continues to exercise

---

<sup>14</sup> Teacher bias is measured as the difference between a student's school exam score in 11th and 12th grade (scored by the student's teacher) and his or her external exam score (taken at the end of 11th and 12th grade and scored nationally).

<sup>15</sup> Policy reports such as this recent one for France emphasise continuing professional development on gender equality for all those involved in education. <http://www.haut-conseil-egalite.gouv.fr/stereotypes-et-roles-sociaux/travaux-du-hcefh/article/rapport-formation-a-l-egalite>

a positive influence on female students' long-run outcomes even after controlling for professors' value added.

Canaan and Mouganie (2019) find very similar results to Carrell et al. (2010) in the context of a four-year private college in the US. In this case, students are randomly assigned to academic advisors (who are also faculty members) in their first year of college. Being matched to a female rather than a male science advisor substantially narrows the gender gaps in STEM enrolment and graduation, with the strongest effects occurring among students who are highly skilled in maths. In contrast, the gender of an advisor from a non-science department has no impact on students' major choice.

Bottia et al. (2015) evaluate whether the composition of high school faculty influences college students' decision to major in STEM fields. Specifically, they measure composition as the proportion of female high school maths and science teachers. The context is students who were educated in North Carolina both in high school and in university. The results show that faculty composition has no effect on males but a powerful effect on female students' likelihood of declaring and graduating with a STEM degree. In common with Carrell et al. (2010), effects are largest for female students with the highest maths skills.

The review by Cheryan et al. (2017) also emphasises the potential importance of role models. They note that the patterns of existing under-representation mean that there is a greater scarcity of potential female role models in computing, engineering and physics than in biology, chemistry and maths. However, they emphasise relatability rather than gender exclusively as a relevant trait of a good role model. These are people with whom students feel a sense of connection, similarity and identification. They note research that shows that role models who do not fit current masculine stereotypes of computer science and are relatable to women are able to increase women's interest, even if these role models are male.

## 7.4 Curriculum

The importance of the curriculum on offer varies over time and across countries.<sup>16</sup> For example, Hyde and Mertz (2009) note that a prominent explanation for the gender gap in maths in the past (in the US) was the differential patterns of course-taking, with girls less likely than boys to take advanced maths courses in high school and also less likely to take chemistry and physics where complex problem solving is involved. This is something that has changed over time with girls now more likely to take advanced maths courses than they were in the past. Carrell et al. (2010) note that in the US, the nearly non-existent differences in college preparatory maths and science courses are not predictive of gender differences in college major. Hyde and Mertz (2009) attribute the dramatic improvement in maths performance by US females to two recent cultural trends: (i) girls taking more maths and science courses during high school, due in part to changes in requirements for graduation and admission to colleges, and (ii) the opening up to girls in the early 1970s of intensive speciality high schools, colleges and graduate schools along with career opportunities in STEM fields.

In other countries, the courses or track chosen by girls and boys has been found to play a more important role in explaining STEM field choice in tertiary education. We see this in many European countries where students make choices in upper secondary education that strongly influence what choices are available to them subsequently. This is discussed above in Section 3.

---

<sup>16</sup> Although this review is about STEM fields, 'arts and design' is part of a broader 'STEAM' definition which is being incorporated into the renewed EU agenda for higher education. [https://ec.europa.eu/education/policies/higher-education/about-higher-education-policy\\_en](https://ec.europa.eu/education/policies/higher-education/about-higher-education-policy_en)



There have been recent studies that consider the effect of a curriculum reform in high school using a convincing empirical strategy in Denmark, the UK and Germany respectively. The studies for Denmark and the UK examine reforms that affect high-ability students only, whereas the studies for Germany affect the whole student body. In Denmark, Joensen and Nielsen (2016) find that a reform which makes the high school curriculum less restrictive (specifically enabling individuals to combine advanced maths with chemistry rather than just physics) had a large effect on girls and strongly increased their relative probability of choosing health sciences and technical sciences in tertiary education. In the UK, De Philippis (2016) evaluates a reform which enabled individuals to take advanced (or 'triple') science from age 14 (i.e. one full qualification in physics, chemistry and biology) as opposed to taking less advanced options. She finds that this had an equal effect on boys and girls in secondary school but only induced boys to enrol in STEM at the tertiary level. However, she does find an effect on girls' propensity to study medicine. In Germany, several studies have examined a reform in the state of Baden-Wurtemberg that made advanced maths compulsory in the last two years of high school. These include Gorlitz and Gravert (2018) and Biewen and Schwerter (2019). About 20 per cent of students voluntarily took this option prior to the reform (and hence effects are identified for the other 80 per cent). The reform is found to increase the university enrolment rate for both boys and girls but only affected STEM among boys (Gorlitz and Gravert, 2018). Biewen and Schwerter (2019) finds that the reform affected boys through a positive effect on the probability of completing tertiary education in engineering and computer science, which was to some extent counteracted by a negative effect on maths and physics. For girls, there was no such positive effect and a slightly negative effect on the probability of completing maths and physics degrees. These studies suggest that the specifics of the curriculum reform and who it affects (e.g. high-ability or average student) are important for how such changes affect the gender gap in STEM tertiary education, although all the curriculum reforms considered here do increase overall enrolment in STEM at tertiary level (i.e. if we do not break this down by gender). Therefore, although curriculum reforms that facilitate more students to become STEM ready have achieved this objective, they have not always narrowed the gender gap in STEM at the tertiary level.

One of the explanations for the gender gap in the review by Cheryan et al. (2017) is insufficient early (i.e pre-college) experience in computer science, engineering and physics, compared to biology, chemistry and maths. While the latter are widely offered in US high schools, most do not provide opportunities for students to learn computer programming, and physics is only taught in 63 per cent of US high schools.<sup>17</sup> They argue that efforts to offer students STEM experience can increase interest for both groups but do little to diminish gender gaps in participation if broader cultural factors, such as the masculine cultures of these fields, are not addressed. A large international project "The Relevance of Science Education" (the ROSE project) suggests that females might be prepared for STEM education if comprehensive education programs wisely exploited knowledge about differences in the interests of girls and boys when designing school curricula (Sjøberg and Schreiner, 2010).<sup>18</sup>

## 8. Broader Cultural Influences

Cheryan et al. (2017) define a masculine culture in STEM fields as being "a social and structural environment that signals a greater sense of belonging to men than women" (Cheryan et al., 2017). They explain that aspects of this masculine culture

---

<sup>17</sup> Statistics cited in Cheryan et al., (2017) from the US Department of Education (2014).

<sup>18</sup> For example, boys were found to be interested in explosives and engines, whereas girls were more interested in the environment and healthy living: <https://www.seproject.no/publications/english-pub.html>

include stereotypes of the field that are incompatible with the way that many women see themselves; negative stereotypes and perceived bias; and few role models for women. In Cheryan et al.'s (2017) review of the literature, the 'masculine culture' of computer science, engineering and maths is one of three overarching factors that explain gender balance between STEM fields. The other factors are insufficient early experience and larger gaps in self-efficacy in these sub-fields. However, these other factors are not independent of this 'masculine culture'. For example, lack of early experience does not lead to female under-representation in fields such as psychology and nursing. According to Cheryan et al. (2017), it is only when a lack of early experience is present alongside a perceived masculine culture that gender differences are observed.

Cheryan et al. (2017) draw on a very large range of references in psychology and education and find that stereotypes of people in various STEM fields correspond to current patterns of gender disparities, with the most male-dominated fields being associated with the most masculine traits. Correlational evidence suggests that implicit or automatic associations between STEM and males have negative consequences for women's science and maths interests and aspirations.

In brief, the stereotype is 'male, socially awkward and focused on technology'. Such stereotypes are more prominent in computer science, engineering and physics than in biology, chemistry and mathematics and have been shown to correlate with gender disparities in interests. In another paper, Cheryan et al. (2015) describe computer science and engineering as stereotyped in modern American culture as male-orientated fields that involve social isolation, an intense focus on machinery and inborn brilliance – all of which are qualities typically more valued by men than women.<sup>19</sup> The literature reviewed by Cheryan et al. (2017) suggests that women are less likely than men to believe they fit these stereotypes and more likely to be deterred when the stereotypes are salient.

It is very difficult to estimate the independent effect of 'masculine culture' because it is a broadly defined concept and difficult to change in an experimental (or quasi-experimental) context other than specific aspects of this within field experiments.<sup>20</sup> But it is plausible that this culture underlies why the educational context described in Section 7 matters so much.

## 9. Policy Implications

What are the policy implications arising from what we currently know about the causes of the STEM gap? In this Section, I will reflect on implications from the literature reviewed above, including ideas put forward in some of the papers reviewed. To facilitate this, Table 1 summarises findings from some of the studies referred to in Sections 5-7.

---

<sup>19</sup> As the focus of this review is on STEM fields, the emphasis here is on stereotyping within these fields. However, as discussed by Cheryan et al. (2017) stereotypes that are incompatible with traditional male gender roles may also help to explain gender disparities in fields and careers in which men are underrepresented.

<sup>20</sup> For example, psychological studies include small-scale experiments that measure the effect of encountering a stereotypical computer science student on women's interest in computer science (discussed in Cheryan et al., 2015).

Table 1: Summary of selected papers referred to in Sections 5-7

<b>Personal attributes: confidence, self-efficacy and/or attitude to competitiveness (lower among females)</b>	
<b>Behaviour of females relative to males</b>	<b>Setting/context</b>
Less likely to enter competitive arena	Laboratory experiment (Gneezy et al., 2003; Niederle and Vesterlund, 2007).
Less likely to perform well in high-level maths test	Laboratory experiment (Niederle and Vesterlund, 2007).
Less likely to choose STEM track in upper secondary education	Buser et al. (2014): competitiveness is negatively related to choosing more prestigious tracks in the Netherlands. Laudaud et al. (2018): admission to selective high schools in France decreases probability that girls choose science.
Less likely to choose STEM in tertiary education	Shi (2018). Engineering in North Carolina. Murphy and Weinhardt (2018). College choices in US.
Switch out of STEM major once in university	Astorne-Figari and Speer (2018, 2019) and Brainard and Carlin (1998) for US.
<b>Preferences/expectations</b>	
Female preference for work that is altruistic and people-orientated v male preference for thing-orientated work	Review by Cheryan et al. (2017). They note that the more women endorse goals to help and work with people, the lower their interest in computer science, engineering, maths and the physical sciences.
Female preferences for enjoying work and non-pecuniary aspects	Zafar (2013): subjective expectations of students in North Carolina.
Wage expectations	Oskominu and Pfeifer (2018) for Germany. Wage expectations relevant for men and women for college degrees but do not explain gender gap.
<b>Educational context</b>	
Higher proportion of female peers in school year	Mounganie and Wang (2019): a larger share of high-performing girls in first year of high school in China increases probability of STEM track in subsequent year. Interpret as role model/affirmation effect. Brenoe and Zolitz (2019): similar study for Denmark but find opposite result except for girls with a STEM-educated mother (mitigates negative effect).
Single-sex schools	Delaney and Devereux (2019b): Ireland. STEM gender gap in tertiary education is smaller among those who attended single-sex schools. Park et al. (2018): Seoul. Girls' schools make no difference to STEM choice in tertiary education. Boys' schools increase probability of STEM choices.
Higher proportion of female peers in tertiary education	Review by Cheryan et al. (2017): Negative stereotypes about women's ability appear to be more problematic in computer science, engineering and physics than in biology, chemistry and maths. Bostwick and Weinberg (2018): more females reduce probability of dropping out of first year PhD programme in the US.

Gender of professor/advisor/teacher	<p>Carrell et al. (2010): US Air Force Academy. Powerful effect on female performance in maths and science, course-taking and STEM graduation.</p> <p>Canaan and Mouganie (2019). Four-year private college, US. Female science advisor narrows gender gap in STEM enrolment and graduation.</p> <p>Bottia et al. (2015): composition of high school faculty in North Carolina. Powerful effect on female probability of graduating with a STEM degree</p> <p>Gong et al. (2018). China. Female teacher improves girls' academic performance and better motivates girls to study maths</p>
-------------------------------------	--

As discussed in Sections 3 and 4, the gender difference in STEM engagement at tertiary level reflects both differential preparedness prior to this stage and differential choice among those who are STEM ready in terms of grades and courses taken. Some of the same factors influence both 'readiness' and choice conditional on being STEM ready. These include confidence in one's own ability (or self-efficacy) and preferences. Some of the relevant findings are summarised in the first two panels of Table 1. Personal attributes more likely to be found in females, such as lack of confidence in maths and a dislike of competitive environments (at least if also predominantly male), lead to a lower probability of choosing STEM tracks both in upper secondary and tertiary education. Furthermore, the preferences of females towards more 'people-orientated' work, together with the perception that some STEM subjects do not facilitate such jobs, may lessen interest in subjects such as computer science, engineering, maths and the physical sciences.

The literature points to aspects of educational context that can change attributes such as self-efficacy and confidence as well as preferences. Some of these are referred to in the lower part of Table 1 and are also related to broader cultural influences (discussed in Section 8). For example, the 'female friendliness' of the educational environment matters, and the extent to which stereotypes are salient (whether in terms of the perception that boys are better than girls in maths/science or that the perception that masculine/feminine traits and interests are differentially matched according to subject). As these factors work cumulatively and in combination, there is no single factor that can be recommended to change these patterns in a substantial way.

The literature on educational context (lower part of Table 1) suggests that various proxies for female friendliness do matter in general. Yet one must be careful about extrapolating findings from one institutional context to another. For example, increasing the share of female peers in high school was found to have a positive effect on girls' propensity to enrol in STEM subjects at tertiary level in China but not in Denmark (Monuganie and Wang, 2019; Brenoe and Zolitz, 2019); single-sex schooling appears to be relevant for influencing STEM choices in tertiary level for girls in Ireland but not in Seoul (Delaney and Devereux, 2019b; Park et al., 2018). Therefore, policy design needs to be sensitive to the country and specific educational system. There are no universal prescriptions.

However, there are some common themes that emerge from the literature review. Firstly, it is often found that girls have a lower perception of their own ability in maths-intensive subjects. With regard to Ireland, Delaney and Devereux (2019b) suggest that high school students should be made more aware of their own ability in maths and English because they may be comparing their own performance only to people within their class as opposed to having a true sense of how they stand among the broader cohort of students. Such a policy also has the benefit of being relatively easy to implement relative to broader educational reforms. Another policy option is to

address the perceptions of ability by inculcating a 'growth mindset' in pedagogical practice throughout schooling. In maths, this is the extent to which individuals believe that their maths abilities can be improved over time with effort, as opposed to being unchangeable. It has been shown to be particularly efficacious for girls (Boalar, 2013).

Secondly, girls do respond well to female role models and this appears to be especially the case for girls of higher ability. While it may not be practical (or desirable) to change educational systems to be segregated along gender-specific lines, it would be very interesting to study whether setting of high-ability students along the lines of gender in particular subjects might influence performance and future course-taking.<sup>21</sup> Given the strong effects of role models across most of the literature, it would seem to be important to address this both in schools and in tertiary education. This is also a conclusion of Zafar (2013) who finds that most of the difference in STEM at the tertiary level is driven by gender differences in tastes and preferences. He concludes "a possible policy implication...is to encourage policies that increase the representation of females in academic science and engineering, since these female professors may change female students' beliefs and preferences toward STEM coursework and careers". Cheryan et al. (2015) emphasise the importance of diversifying the image of computer science and engineering. They argue that girls are currently exposed to an unrealistic image of these fields that depicts all computer science and engineering cultures as fitting a narrow profile. They argue that as more women and girls are welcomed into these fields, the process of culture change will likely build on itself.

There are numerous interventions to encourage more girls and women to enter and stay in STEM fields. As argued by Cheryan et al. (2017) and also the Skills Commission in the UK (2019), much more needs to be done to evaluate programmes in a scientific manner and to collate and disseminate results. Cheryan et al. (2017) and Cheryan et al. (2015) report very heartening case studies of a number of university departments in the US that made changes to their computer science departments with very impressive subsequent increases in the percentage of female computer science graduates within a decade (i.e. Harvey Mudd, Carnegie Mellon and University of Washington).<sup>22</sup> As described succinctly by Cheryan et al. (2015), in addition to structural changes (e.g. recruitment procedures), these programmes changed stereotypes of computer science by using diverse role models, exposing students to a wide range of applications for computer science and revamping their introductory course so that it was no longer seen as a field for 'geeky know-it-alls'. These examples show that it is possible to put a combination of policies in place and have big effects on enrolment. Thus, the gender gap in STEM in tertiary education may be prominent in many different countries, and often for similar reasons. But it is not inevitable. Culture can change.

## 10. Conclusion

The STEM gender gap in tertiary education results from factors that influence educational preparedness as well as factors that influence those who are 'STEM ready' at the point of making choices within tertiary education. These factors are often similar, such as lack of confidence among females (particularly with regard to maths ability) and lack of 'female friendliness' of educational environments even within upper secondary education (see Table 1). The common stereotyping of male and female abilities as well as the stereotyping of particular fields of study seem to have a lot to do with this.

---

<sup>21</sup> 'Setting' along the lines of ability is common within secondary schools in the UK. This is where students of different abilities are taught in separate classes for particular subjects (e.g. maths) but not for others.

<sup>22</sup> The percentage of female computer science graduates increased from under 10 per cent to 40 per cent at Harvey Mudd and Carnegie Mellon; and from 15 per cent to 30 per cent at the University of Washington).

The policy responses to these issues need to vary according to the educational system in place. For example, in Denmark, curriculum reform in upper secondary education has been shown to make a difference (Joensen and Nielsen, 2016). In Greece, it has been shown that improving the quality of teachers would remove grading along the lines of gender stereotype (Lavy and Megalokonomou, 2019). Some policy ideas could be tested without making any major changes to curriculum or personnel. These include providing students with more information on their own performance relative to a broader student cohort (Delaney and Devereux, 2019b) and perhaps experimenting with teaching high-ability students maths and science within gender-specific groupings (which would be possible within educational systems such as that in the UK). There is a huge range of initiatives actually implemented to encourage females into STEM fields but very often these are not evaluated in a scientific way. In a recent UK Skills Commission overview about women in engineering, one of the recommendations was to set up a body to provide clear oversight of 'women in engineering initiatives' which would disseminate findings and help practitioners to understand the evidence base. Perhaps such an initiative is needed with regard to 'women in STEM' more broadly and across more countries.

The barriers that prevent more women from considering tertiary education in maths-intensive science fields often have common origins. As least some of the solutions seem to be broadly applicable. The need to have more female role models in such fields is one such solution that stands out in this review.

## References

- Arcidicono, P., V. J. Hotz, S. Kang (2012). Modeling College Major Choices Using Elicited Measure of Expectations and Counterfactuals. *Journal of Econometrics* 166(1): 3-16.
- Anghel, B., N. Rodriguez-Planas, A. Sanz-de-Galdeano (2019). Culture, Gender and Math: A Revisitation. IZA Discussion Paper Series IZA DP. 12371.
- Astorne-Figari, C., J. D. Speer (2019). Are Changes of Major Major Changes? The Role of Grades, Gender and Preferences in College Switching. *Economics of Education Review* 70 (1): 75-93.
- Astorne-Figari, C., J. D. Speer (2018). Drop out, Switch Majors or Persist? The Contrasting Gender Gaps. *Economic Letters* 164: 82-85.
- Aucejo, E. M., J. James (2016). The Path to College Education: Are Verbal Skills More Important than Maths Skills? Working Paper 1602, California Polytechnic State University, Department of Economics.
- Balafoutas, L., M. Sutter (2012). Affirmative Action Policies Promote Women and do not Harm Efficiency in the Laboratory. *Science* 335, No. 6068: 579-582.
- Biewen, M., J. Schwerter (2019). Does More Math in High School Increase the Share of STEM Workers? Evidence from a Curriculum Reform. IZA Discussion Paper No. 12236.
- Blau, F. D., L. M. Kahn (2017). The Gender Wage Gap: Extent, Trends and Explanations. *Journal of Economic Literature* 55(3): 789-865.
- Boalar, J. (2013). Ability and Mathematics: the mindset revolution that is reshaping education. *Forum* 55(1): 143-152.
- Booth, A. L. (2009). Gender and Competition. IZA Discussion Paper No. 4300.
- Bostwick, V. K., B. A. Weinberg (2018). Nevertheless She Persisted? Gender Peer Effects in Doctoral STEM Programs. NBER Working Paper 25028.
- Bottia, M.C., E. Stearns, R. A. Mickelson, S. Moller, L. Valentino (2015). Growing the Roots of STEM Majors: Female Math and Science High School Faculty and the Participation of Students in STEM. *Economics of Education Review* 45: 14-27.
- Brainard, S. G., L. Carlin (1998). A Six-Year Longitudinal Study of Undergraduate Women in Engineering and Science. *Journal of Engineering Education* 87: 369-375.
- Brenoe, A. A., U. Zolitz (2019). Exposure to More Female Peers Widens the Gender Gap in STEM Participation. CESifo Working Paper 7829. Forthcoming in *Journal of Labor Economics*.
- Brutsaert, H. (1999). Coeducation and Gender Identity Formation: A Comparative Analysis of Schools in Belgium. *British Journal of Sociology of Education* 20(3): 343-353.
- Buser, T., M. Niederle, H. Oosterbeek (2014). Gender, Competitiveness and Career Choices. *Quarterly Journal of Economics* 129(3): 1409-1447.
- Buser, T., N. Peter, S. Wolter (2017). Gender, Competitiveness and Study Choices in High School: Evidence from Switzerland. *American Economic Review* 107(5):125-30.

- Canaan, S., P. Mouganie (2019). Female Science Advisors and the STEM Gender Gap. IZA Discussion Paper No. 12415.
- Card, D., A. A. Payne (2017). High School Choices and the Gender Gap in STEM. NBER Working Paper 23769.
- Carrell, S. E., M. E. Page, J. E. West (2010). Sex and Science: How Professor Gender Perpetuates the Gender Gap. *Quarterly Journal of Economics* 125(3): 1101-1144.
- Ceci, S., D. K. Ginther, S. Kahn, W. M. Williams (2014). Women in Academic Science: A Changing Landscape. *Psychological Science in the Public Interest* 15(3): 75-141.
- Cheryan, S., S. A. Ziegler, A. K. Montoya, L. Jiang (2017). Why Are Some STEM Fields More Gender Balanced than Others? *Psychological Bulletin* 143(1):1-35.
- Cheryan, S., A. Master, A.N. Meltzoff (2015). Cultural Stereotypes as Gatekeepers: Increasing Girls' Interest in Computer Science and Engineering and Diversifying Stereotypes. *Frontiers in Psychology*, 6(49): 1-8.
- Delaney, J. M., P. J. Devereux (2019a). Understanding Gender Differences in STEM: Evidence from College Applications. *Economics of Education Review* 72: 219-238.
- Delaney, J.M., P.J. Devereux (2019b). The Effect of High School Rank in England and Math on College Major Choice. UCD Working Paper Series WP18/31.
- Deming, D. J., K. L. Noray (2019). STEM Careers and the Changing Skill Requirements of Work. NBER Working Paper No. 25065
- De Philippis, M. (2016). STEM Graduates and Secondary School Curriculum: Does Early Exposure to Science Matter? Centre for Economic Performance. LSE Discussion Paper No. 1443.
- Eccles, J. S., M. Wang (2016). What Motivates Females and Males to Pursue Careers in Mathematics and Science? *International Journal of Behavioral Development* 42(2): 100-106.
- Fischer, S. (2017). The Downside of Good Peers: How Classroom Composition Differentially Affects Men's and Women's STEM Persistence. *Labour Economics* 46. 211-226.
- Francesconi, M., M. Parey (2018). Early Gender Gaps among University Graduates. *European Economic Review* (109): 63-82
- Friedman-Sokuler, N., M. Justman (2016). Gender Streaming and Prior Achievement in High School Science and Mathematics. *Economics of Education Review* 53: 230-253.
- Fryer, R. G., S. D. Levitt (2010). An Empirical Analysis of the Gender Gap in Mathematics. *American Economic Journal: Applied Economics* 2(2): 210-240.
- Goldin., C., L. F. Katz, I. Kuziemko (2006). The Homecoming of American College Women: The Reversal of the College Gender Gap. *Journal of Economic Perspectives* 20(4): 133-156.
- Gong, J., J. Lu, H. Song (2018). The Effect of Teacher Gender on Students' Academic and Noncognitive Outcomes. *Journal of Labor Economics* 36(3): 743-778.
- Görlitz, K., C. Gravert (2018) The effects of a high school curriculum reform on university enrollment and the choice of college major, *Education Economics* 26(3): 321-336



- Gneezy, U., M. Niederle, A. Rustichini (2003). Performance in Competitive Environments: Gender Differences. *Quarterly Journal of Economics* 118: 1049-1074.
- Gneezy, U., K. L. Leonard, J. A. List (2009). Gender Differences in Competition: Evidence from a Matrilineal and a Patriarchal Society. *Econometrica* 77(5): 1637-1664
- Griliches, Z. (1992). Introduction to "output measurement in the service sectors", Output measurement in the service sectors, University of Chicago Press, pp. 1-22. 1
- Guiso, L., F. Monte, P. Sapienza, L. Zingales (2008). Culture, Gender and Math. *Science* 320: 1164-1165.
- Kinsler, J. R. Pavan (2015). The specificity of general human capital: Evidence from college major choice. *Journal of Labor Economics* 33(4), 933-972.
- Kirkebøen, L., E. Leuven, M. Mogstad (2017). Field of Study, Earnings and Self-Selection. *The Quarterly Journal of Economics* 132(3): 1551-1552,
- Hyde, J., J. E. Mertz (2009). Gender, culture and mathematics performance. *PNAS*, 106(22) 8801-8807. (Proceedings of the National Academy of Sciences of the United States of America).
- Joensen, J. S., H. S. Nielsen (2016). Mathematics and Gender: Heterogeneity in Causes and Consequences. *Economic Journal* 126: 1129-1163.
- Jones, C. I. (1995). R & d-based models of economic growth, *Journal of Political Economy* 103(4) 759-784. 1
- Kahn, S., D. Ginther (2018). Women and Science, Technology, Engineering, and Mathematics (STEM): Are Differences in Education and Careers Due to Stereotypes, Interests, or Family? In (Eds) Susan L. Averett, Laura M. Argys, Saul D. Hoffman. *The Oxford Handbook of Women and the Economy*. Oxford University Press.
- Landaud, F., S. Ly, E. Maurin (2018). Competitive Schools and the Gender Gap in the Choice of Field of Study. *Journal of Human Resources*. (online version).
- Lavy, V., E. Sand (2018). On the Origins of Gender Human Capital Gaps: Short- and Long-Term Consequences of Teachers' Stereotypical Biases. *Journal of Public Economics* 167: 263-279.
- Lavy, V., R. Megalokonomou (2019). Persistency in Teachers' Grading Bias and Effects on Longer-Term Outcomes. University Admissions Exams and Choice of Field of Study. NBER Working Paper 26021.
- Maccoby, E.E. (1998). *The Two Sexes: Growing Up Apart, Coming Together*. Cambridge MA Harvard University Press.
- Machin, S., T. Pekkarinen (2008). Global Sex Differences in Test Score Variability. *Science*, 322: 1331-1332.
- Machin, S., P. P. Puhani (2003). Subject of Degree and the Gender Wage Differential: Evidence from the UK and Germany. *Economic Letters* 79: 393-400
- Murphy, R., F. Weinhardt (2018). Top of the Class: the Importance of Ordinal Rank. NBER Working Paper. August. Forthcoming in *Review of Economic Studies*.
- Mouganie, P., Y. Wang (2019). High Performing Peers and Female STEM Choices in School. IZA Discussion Paper No. 12455. Forthcoming in *Journal of Labor Economics*.

- Niederle, M., L. Vesterlund (2007). Do Women Shy Away from Competition? Do Men Compete too Much? *Quarterly Journal of Economics* 122(3): 1067-1101.
- Niederle, M., C. Segal, L. Vesterlund (2013). How Costly is Diversity? Affirmative Action in Light of Gender Differences in Competitiveness. *Management Science*. 59: 1-16.
- Osikominu, S., G. Pfeifer (2018). Perceived Wages and the Gender Gap in STEM Fields. IZA Discussion Paper No. 11321
- Park, H., J.R. Behrman, J. Choi (2018). Do single-sex schools enhance students' STEM (science, technology, engineering, and mathematics) outcomes? *Economics of Education Review* 62(C): 35-47.
- Pennington, C. R., D. Litchfield, N. McLatchie, D. Heim (2019). Stereotype threat may not impact women's inhibitory control or mathematical performance: Providing support for the null hypothesis. *European Journal of Social Psychology* 49(4): 717-734.
- Peri, G., K. Shih, C. Sparber (2015). Stem workers, H-1B visas, and productivity in US cities, *Journal of Labor Economics* 33(S1), S225-S255.
- Riegle-Crumb, C., B. King, E. Grodsky, C. Muller (2012). The More Things Change, the More they Stay the Same? Prior achievement fails to explain gender inequality in entry into STEM college majors over time. *American Educational Research Journal* 49(6): 1048-1073.
- Schrøter Joensen, J., H. Skyt Nielsen (2016). Mathematics and Gender: Heterogeneity in Causes and Consequences. *Economic Journal*, 126 (593): 1129-1163.
- Shi, Y. (2018). The Puzzle of Missing Female Engineers: Academic Preparation, Ability Beliefs and Preferences. *Economics of Education Review* 64: 129-143.
- Sjøberg S., C. Schreiner (2010). The ROSE project: An overview and key findings. University of Oslo. <https://www.roseproject.no/network/countries/norway/eng/nor-Sjoberg-Schreiner-overview-2010.pdf>
- Speer, J. D. (2017). The Gender Gap in College Major: Revisiting the Role of Pre-college Factors. *Labour Economics* 44: 69-88.
- Stoet, G., D.C. Geary (2018). The Gender-Equality Paradox in Science, Technology, Engineering and Mathematics Education. *Psychological Science* 29(4): 581-593.
- Stinebrickner, R., T. R. Stinebrickner (2014). A Major in Science? Initial Beliefs and Final Outcomes for College Major and Dropout. *Review of Economic Studies* 81(1):426-472.
- Skills Commission (2019). Spotlight on Women Accessing Careers in Engineering. Skills Commission UK.
- Wiswall, M., B. Zafar (2015). Determinants of College Major Choice: Identification Using an Information Experiment. *The Review of Economic Studies* 82(2): 791-824.
- Zafar, B. (2013). College Major Choice and the Gender Gap. *Journal of Human Resources* 48(3): 545-59

## EENEE Analytical Reports

41	Sandra McNally	Gender Differences in Tertiary Education: What explains STEM Participation?
40	Reinhilde Veugelers	Impact of higher education internationalisation on the economy
39	Eric A. Hanushek and Ludger Woessmann	The Economic Benefits of Improving Educational Achievement in the European Union: An Update and Extension
38	Mark Brown, Gráinne Conole and Miroslav Beblavy	Education outcomes enhanced by the use of digital technology: Reimagining the school learning ecology
37	Ludger Woessmann	Effects of Vocational and General Education for Labor-Market Outcomes over the Life-Cycle
36	Daniela Craciun Kata Orosz	Benefits and costs of transnational collaborative partnerships in higher education
35	George Psacharopoulos	Education for a better citizen: An assessment
34	Daniel Münich George Psacharopoulos	Education externalities – What they are and what we know
33	Edwin Leuven Hessel Oosterbeek	Class size and student outcomes in Europe
32	Michel Vandenbroeck Karolien Lenaerts Miroslav Beblavý	Benefits of early childhood education and care and the conditions for obtaining them
31	Holger Bonin	The Potential Economic Benefits of Education of Migrants in the EU
30	Giorgio Brunello Maria De Paola	School Segregation of Immigrants and its Effects on Educational Outcomes in Europe
29	Mette Trier Damgaard Helena Skyt Nielsen	The use of nudges and other behavioural approaches in education
28	Marius Busemeyer Philipp Lergetporer Ludger Woessmann	Public Opinion and the Acceptance and Feasibility of Educational Reforms

- |    |  |  |
|----|--|--|
| 27 | Maria de Paola<br>Giorgio Brunello     | Education as a tool for the economic integration of migrants   |
| 26 | Daniel Münich<br>Steven Rivkin         | Analysis of incentives to raise the quality of instruction   |
| 25 | Elena Del Rey<br>Ioana Schiopu         | Student Debt in Selected Countries   |
| 24 | Maria Knoth Humlum<br>Nina Smith       | The impact of school size and school consolidations on quality and equity in education                 |
| 23 | Torberg Falch<br>Constantin Mang       | Innovations in education for better skills and higher employability                                    |
| 22 | Francis Kramarz<br>Martina Viarengo    | Using Education and Training to Prevent and Combat Youth Unemployment                                  |
| 21 | Jo Blanden<br>Sandra McNally           | Reducing Inequality in Education and Skills: Implications for Economic Growth                          |
| 20 | Ludger Woessmann                       | The Economic Case for Education  |
| 19 | Daniel Münich<br>George Psacharopoulos | Mechanisms and methods for cost-benefit / cost-effectiveness analysis of specific education programmes |
| 18 | Reinhilde Veugelers<br>Elena Del Rey   | The contribution of universities to innovation, (regional) growth and employment                       |
| 17 | Giorgio Brunello<br>Maria de Paola     | The costs of early school leaving in Europe  |
| 16 | Samuel Muehlemann<br>Stefan C. Wolter  | Return on investment of apprenticeship systems for enterprises: Evidence from cost-benefit analyses    |
| 15 | Hessel Oosterbeek                      | The Financing of Adult Learning  |
| 14 | Susanne Link                           | Developing key skills: What can we learn from various national approaches?                             |

13	Marc Piopiunik Paul Ryan	Improving the transition between education/training and the labour market: What can we learn from various national approaches?
12	Daniel Münich Erik Plug George Psacharopoulos Martin Schlotter	Equity in and through Education and Training: Indicators and Priorities
11	Adrien Bouguen Marc Gurgand	Randomized Controlled Experiments in Education
10	Torberg Falch Hessel Oosterbeek	Financing lifelong learning: Funding mechanisms in education and training
9	Reinhilde Veugelers	A Policy Agenda for Improving Access to Higher Education in the EU
8	Giorgio Brunello Martin Schlotter	Non Cognitive Skills and Personality Traits: Labour Market Relevance and their Development in E&T Systems
7	Eric A. Hanushek Ludger Woessmann	The Cost of Low Educational Achievement in the European Union
6	George Psacharopoulos Martin Schlotter	Skills for Employability, Economic Growth and Innovation: Monitoring the Relevance of Education and Training Systems
5	Martin Schlotter Guido Schwerdt Ludger Woessmann	Methods for Causal Evaluation of Education Policies and Practices: An Econometric Toolbox
4	Martin Schlotter	Origins and Consequences of Changes in Labour Market Skill Needs
3	Martin Schlotter Guido Schwerdt Ludger Woessmann	The Future of European Education and Training Systems: Key Challenges and their Implications
2	George Psacharopoulos	The Costs of School Failure – A Feasibility Study
1	Ludger Woessmann Gabriela Schuetz	Efficiency and Equity in European Education and Training Systems

### **Finding information about the EU**

#### Online

Information about the European Union in all the official languages of the EU is available on the Europa website at: [https://europa.eu/european-union/index\\_en](https://europa.eu/european-union/index_en)

#### EU publications

You can download or order free and priced EU publications at:  
<https://publications.europa.eu/en/publications>. Multiple copies of free publications may be obtained by contacting Europe Direct or your local information centre (see [https://europa.eu/european-union/contact\\_en](https://europa.eu/european-union/contact_en)).

